

FISCAL YEAR

2001

Sponsored Research at the
University of Kansas



This report covers sponsored research at the University of Kansas for the fiscal year beginning July 1, 2000 and ending June 30, 2001. Annual reports for fiscal years 1998 through 2001 are available at <http://www.research.ku.edu/stats/index.asp>

Both award and expenditure information are included in this report. Awards represent funding that was pledged by sponsoring agencies during the fiscal year. Awarded funds were made available but were not necessarily all spent during the fiscal year in which the award was made. Expenditures are funds actually spent by researchers during the fiscal year. Expenditures more accurately reflect the level of research activity that occurred during this period.

The expenditure of funds from external sources and institutional funding is summarized in Sections II and III. Section IV details both awards and expenditures of funds from external funding agencies only and does not include institutional funding.

Correspondence concerning this report may be directed to:

Research Information
KU Center for Research
2385 Irving Hill Road
Lawrence, KS 66045-7563
rcollins@ku.edu or (785) 864-7400

Table of Contents

I. A LETTER FROM THE VICE CHANCELLOR FOR RESEARCH AND PUBLIC SERVICE	2
II. NATIONAL RANKINGS IN FEDERAL SCIENCE AND ENGINEERING RESEARCH EXPENDITURES	3
III. RESEARCH, DEVELOPMENT AND TRAINING EXPENDITURES	4
IV. SPONSORED PROJECTS	6
EXPENDITURES	
Fiscal Years 1994-2001	6
By Academic Unit: FY01	7
By Research Center/Unit: FY01	11
By Sponsoring Agency: FY01	14
AWARDS	
Fiscal Years 1994-2001	16
By Academic Unit: FY01	17
By Research Center/Unit: FY01	21
By Sponsoring Agency: FY01	24
V. FACULTY AWARDS AND FELLOWSHIPS	26
VI. METHODOLOGY: ALLOCATION OF CREDIT TO ACADEMIC UNITS AND RESEARCH CENTERS	28

A Letter from the Vice Chancellor for Research and Public Service



Dr. Robert E. Barnhill

Dear Colleagues,

University of Kansas researchers are to be congratulated for continuing their quest for excellence and their laudable entrepreneurship in the national research arena. Again this year, the amount of research conducted by KU researchers has been remarkable — an excellent indicator of the quality of our faculty. This year's increase in productivity places KU even closer to its goal of ranking among the nation's top 25 public research universities.

In fiscal year 2001, KU researchers increased their expenditures to the highest level ever — \$224 million — a \$31 million increase, and a 16% increase over FY 2000. This follows last year's \$25 million increase. The hard work of KU's research community has resulted in more than a 30% increase in just two years — a feat matched by very few universities.

A goal of most research universities in the country is to increase a school's "market share" of federal science and engineering funding. On this score, we also have an excellent increase to report. Between fiscal years 1996 and 2000 (the most current year for which statistics are available), KU's share of federal science and engineering R & D expenditures rose by 30% (see Figure 2). This measure, too, shows KU's progress toward becoming a top-25 public research university.

Fiscal year 2002 begins the final year in our five-year goal of doubling KU's research expenditures. As you can see by reviewing this publication, we have nearly reached this standard a year ahead of schedule. I am confident that when next year's annual report is distributed, you will see that KU's research community has met this lofty goal.

A large percentage of the total expenditure increase is due to expanded agendas in the two statewide research areas that KU leads: human biosciences and information technology. But other segments of our faculty have also been performing impressively. Five KU faculty received fellowships from the National Endowment for the Humanities in 2000, ranking KU as the number one recipient of these prestigious fellowships. We are pleased in this publication to provide our traditional breakdowns of research funding as well as a representative listing of some of the prestigious honors received in the arts and humanities.

The consequences of increasing the amount of research done on the KU campuses are very positive. One challenging consequence, however, is a lack of space to house new, bigger projects. KUCR was fortunate this year to acquire almost 100,000 square feet of excellent research space. The new 55,000 square-foot Life Sciences Research Laboratories are located near the Lawrence campus at 15th and Wakarusa. The other acquisition is a 40,000 square foot structure on KU-Lawrence's west campus.

Our improved research funding has broad implications for KU and the well-being of the citizens of Kansas. It sustains research and other creative scholarship across the academic spectrum — in basic and applied sciences, the social sciences, arts and humanities. It also indicates a strong commitment to improving quality of life for many more people.

At the same time that research activities are enriching our students' educational experience, it also boosts the economy of Kansas. The direct and indirect effects of KU research expenditures contributed about \$900 million to the Kansas economy and generated an estimated 9,000 job in fiscal year 2001. KU is also the dominant academic player in the Kansas City area life sciences initiative.

The events of September 11th are changing national research priorities, and concurrently, the accompanying federal funding levels. While researchers focused on anti-terrorism activities will see many new research opportunities, federal funding in other areas may begin to decrease. It will become increasingly important for our researchers to submit proposals that are socially relevant. I have no doubt that KU's research faculty will be able to meet the challenges at this important time in our nation's history. Stay tuned for an exciting future!

Sincerely,

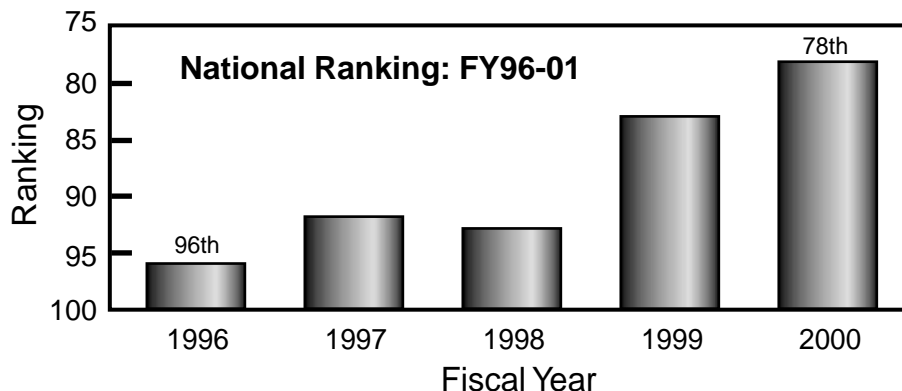
A handwritten signature in dark ink that reads "R E Barnhill". The signature is written in a cursive, slightly slanted style.

Robert E. Barnhill
Vice Chancellor, Research and Public Service
President, KU Center for Research

National Rankings in Federal Science and Engineering Research Expenditures

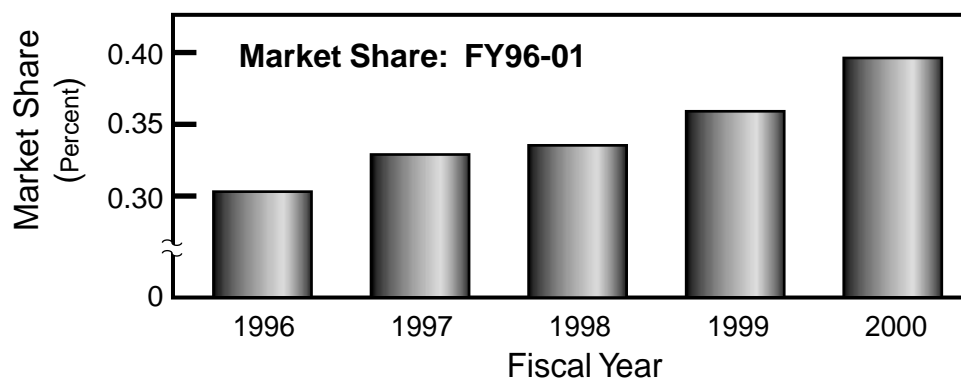
The dollar volume of research tells only part of KU's recent success story. It is also important to compare KU's performance to that of other universities. The two figures below illustrate the great strides that KU has made over the past several years.

Figure 1



KU's ranking in federal science and engineering research expenditures has risen dramatically since 1996 – from 96th to 78th in 2000, the most recent year for which data are available. In the last two years alone, KU jumped 15 spots, the third largest ranking gain among the nation's top 100 universities. *Source: National Science Foundation*

Figure 2



Between 1996 and 2000, KU's market share of federal expenditures in science and engineering research increased by 30%. In 1996, 0.30 percent of all federal research dollars were spent at KU; by 2000, KU's share had reached 0.39 percent. A university's market share of federal research expenditures is a valuable measure of its research competitiveness. *Source: National Science Foundation.*

The University of Kansas

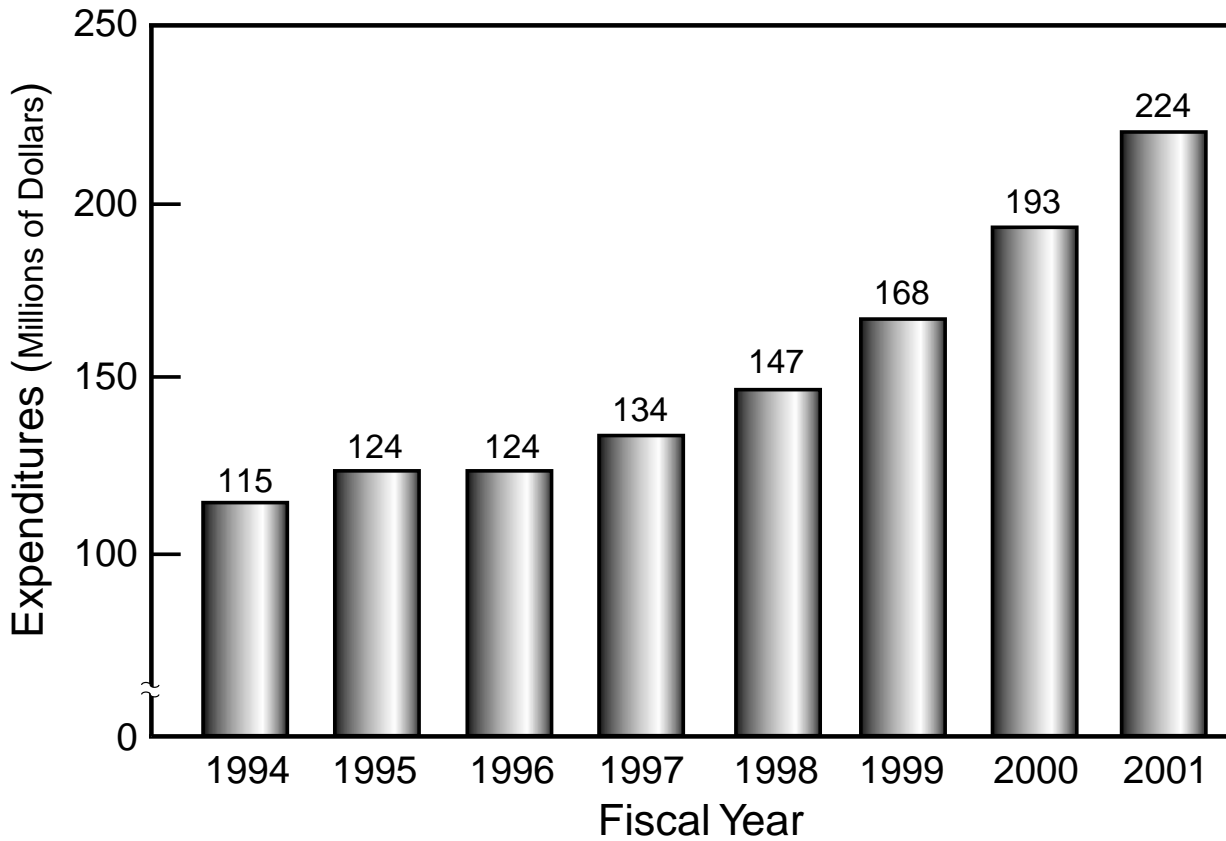
Research, Development and Training Expenditures

The data shown in Figure 3 and Table 1 show sponsored research and training expenditures in all fields. These expenditures include institutional funds and funds from external sources. The evident growth in research expenditures clearly reflects both the extent and breadth of KU's research endeavors.

The University of Kansas

Figure 3

Research, Development and Training Expenditures: FY94-01



Research, Development and Training Expenditures: FY01

Source of Funds	Science and Engineering Research	Training and Other Research	Total
————— Thousands of dollars —————			
Sponsored Projects	104,087,266	35,418,755	139,506,021
Federal government	74,494,363	26,753,346	101,247,709
State and local governments	7,048,741	2,185,071	9,233,812
Industry	4,154,752	1,558,126	5,712,878
Not-for-profit and other sources	18,389,410	4,922,212	23,311,622
Institutional Funds	52,379,707	32,136,046	84,515,753
TOTAL	156,466,973	67,554,801	224,021,774

Research Expenditure Categories

Science and Engineering Research. Research and development expenditures in science and engineering.

Training and Other Research. Expenditures on training projects, research in non-science areas (e.g., art, history, law), service awards and awards for conferences.

Funding Sources

Sponsored projects (grants and contracts)

Federal government. All agencies of the federal government.

State and local governments. Non-federal governmental entities (e.g., state, county, or municipal governments).

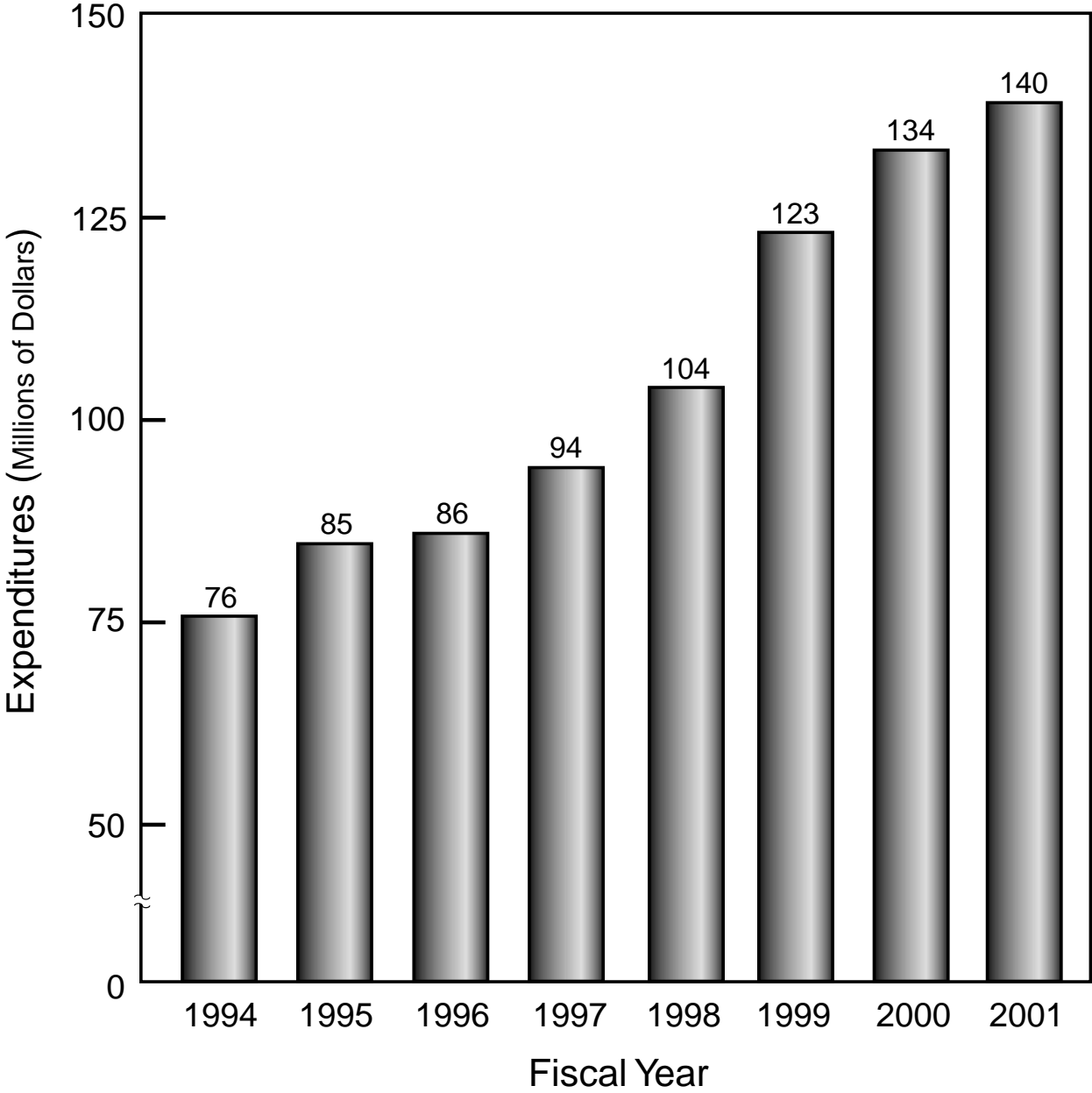
Industry. For-profit organizations.

Not-for-profit and other sources. Not-for-profit corporations, foundations and all other sources not elsewhere classified.

Institutional funds

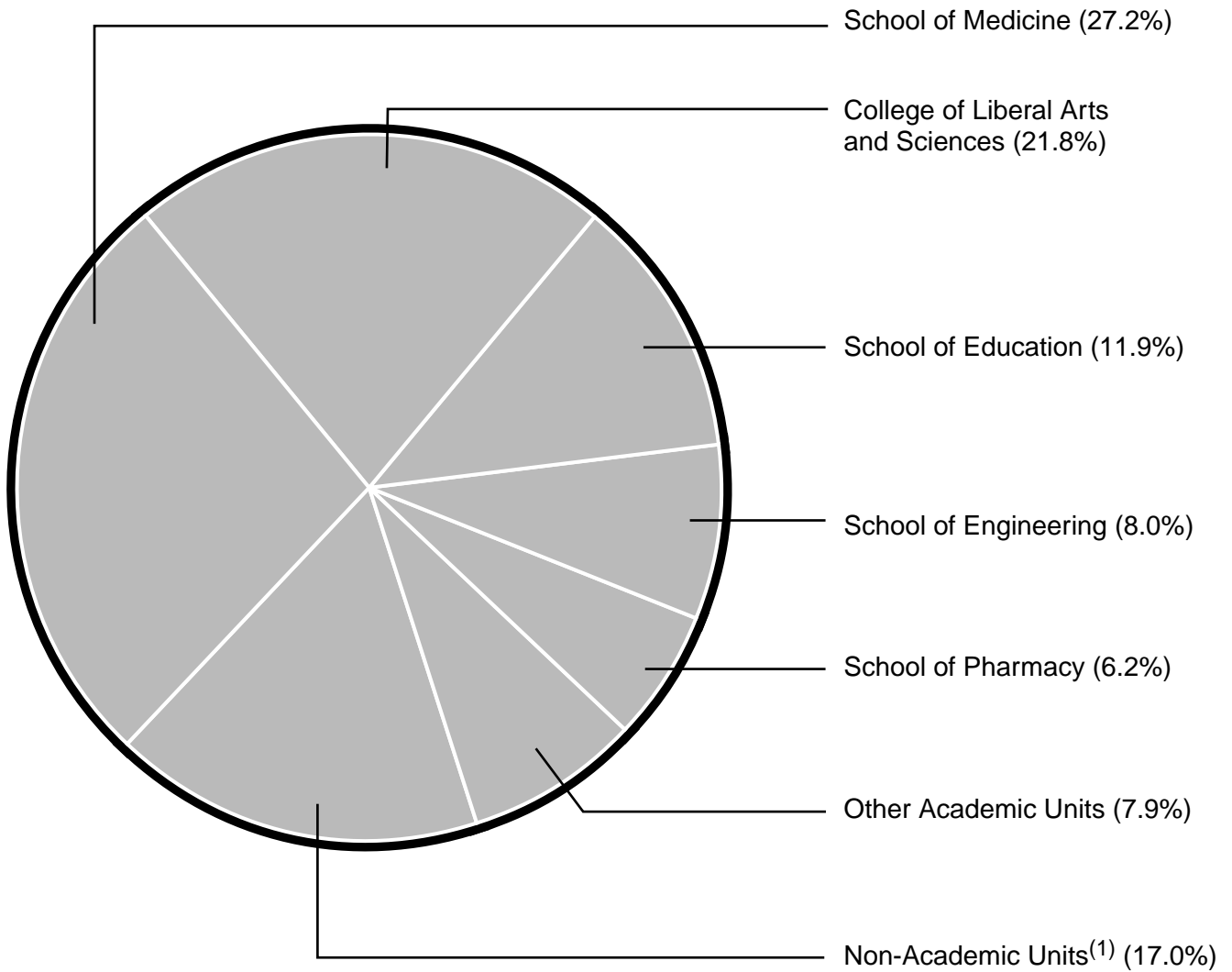
State funds for organized research units (e.g., Kansas Biological Survey), general purpose research funds, unrecovered facilities and administrative (F&A) costs (the federally negotiated F&A rate multiplied by the appropriate cost base, minus the actual F&A recovered), and mandatory or voluntary cost sharing.

Expenditures: FY94-01⁽¹⁾



(1) Does not include KU Endowment Association, VA Medical Center and clinical foundation expenditures.

Expenditures by Academic Unit: FY01



(1) Allocations to investigators with appointments only in research centers or other non-academic units.

University of Kansas Sponsored Projects
Expenditures by Academic Unit: FY01

TABLE 2

ACADEMIC UNIT	Number of Projects ⁽¹⁾	Expenditure Amount (dollars)		
		Direct	Facilities and Administrative	Total
ALLIED HEALTH	28	1,365,729	265,696	1,631,425
ARCHITECTURE AND URBAN DESIGN	4	32,652	10,115	42,767
BUSINESS	17	608,615	47,915	656,530
COLLEGE OF LIBERAL ARTS AND SCIENCES	617	25,140,924	5,218,527	30,359,451
Administration	16	309,328	9,622	318,950
NSF EPSCoR	1	828,746	45,426	874,172
Humanities	38	1,477,254	93,685	1,570,939
African & African-American Studies	7	126,487	2,983	129,470
East Asian Languages & Cultures	1	71,616	0	71,616
English	2	60,159	12,222	72,381
History	9	325,737	22,246	347,983
History of Art	2	92,889	6,532	99,421
Humanities & Western Civilization	4	53,545	4,417	57,962
Latin American Studies	0	148,394	5,250	153,644
Philosophy	2	25,606	0	25,606
Russian & East European Studies	6	161,239	6,576	167,815
Slavic Languages & Literatures	1	215,750	9,016	224,766
Spanish & Portuguese	2	78,806	24,443	103,249
Theatre and Film	2	117,026	0	117,026
Natural Sciences and Mathematics	391	12,707,297	3,178,192	15,885,489
Biological Sciences	153	5,636,478	1,419,159	7,055,637
Chemistry	64	3,003,620	687,579	3,691,199
Geography	29	579,457	185,892	765,349
Geology	81	1,513,391	424,183	1,937,574
Interdisciplinary Environmental Studies	2	35,780	6,421	42,201
Mathematics	22	428,569	114,964	543,533
Physics & Astronomy	40	1,510,002	339,994	1,849,996
Social Sciences	171	9,818,299	1,891,602	11,709,901
Anthropology	26	555,630	71,859	627,489
Communication Studies	8	413,944	79,300	493,244
Economics	6	29,038	4,789	33,827
Government	26	353,292	74,947	428,239
Human Development & Family Life	64	5,053,556	1,071,977	6,125,533
Linguistics	1	48,061	19,483	67,544
Psychology	14	730,904	224,070	954,974
Sociology	8	225,568	96,721	322,289
Speech/Language/Hearing	16	2,388,806	248,456	2,637,262
Women's Studies	2	19,500	0	19,500

University of Kansas Sponsored Projects
Expenditures by Academic Unit: FY01

TABLE 2 (continued)

ACADEMIC UNIT	Number of Projects ⁽¹⁾	Expenditure Amount (dollars)		
		Direct	Facilities and Administrative	Total
EDUCATION	180	15,362,249	1,269,858	16,632,107
Administration	44	2,420,018	169,825	2,589,843
Health, Sport & Exercise Sciences	19	704,433	184,051	888,484
Psychology & Research in Education	14	1,383,155	17,386	1,400,541
Special Education	88	9,531,065	770,783	10,301,848
Teaching & Leadership	15	1,323,578	127,813	1,451,391
EDWARDS CAMPUS	7	706,272	4,998	711,270
ENGINEERING	208	9,207,239	2,000,923	11,208,162
Administration	1	44,140	9,735	53,875
Aerospace Engineering	16	657,603	56,035	713,638
Architectural Engineering	5	32,652	10,115	42,767
Chemical & Petroleum Engineering	22	979,371	274,128	1,253,499
Civil & Environmental Engineering	74	1,707,624	265,795	1,973,419
Electrical Engineering & Computer Science	81	4,640,666	1,343,012	5,983,678
Engineering Management	1	35,475	0	35,475
Mechanical Engineering	8	170,456	42,103	212,559
NASA EPSCoR	0	939,252	0	939,252
FINE ARTS	2	23,035	0	23,035
GRADUATE SCHOOL	2	60	142	202
LAW	4	102,972	1,004	103,976
LIBRARIES	3	79,654	0	79,654
MEDICINE - KANSAS CITY	762	29,874,626	8,087,739	37,962,365
Administration	41	4,175,918	664,403	4,840,321
Anatomy & Cell Biology	54	2,755,198	954,342	3,709,540
Anesthesiology	8	12,865	16,191	29,056
Biochemistry & Molecular Biology	56	3,579,118	1,097,961	4,677,079
Family Medicine	7	358,553	6,923	365,476
Health Policy & Management	3	65,273	3,390	68,663
Internal Medicine	170	3,357,941	874,010	4,231,951
Microbiology, Molecular Genetics & Immunology	39	2,980,526	1,105,561	4,086,087
Molecular & Integrative Physiology	81	5,126,411	1,717,508	6,843,919
Neurology	81	1,064,279	220,684	1,284,963
Obstetrics & Gynecology	14	158,351	36,522	194,873
Ophthalmology	5	31,950	0	31,950
Otolaryngology	6	417,747	75,827	493,574
Pathology & Laboratory Medicine	23	570,481	216,945	787,426
Pediatrics	37	489,896	88,239	578,135
Pharmacology, Toxicology & Therapeutics	42	1,935,189	359,711	2,294,900

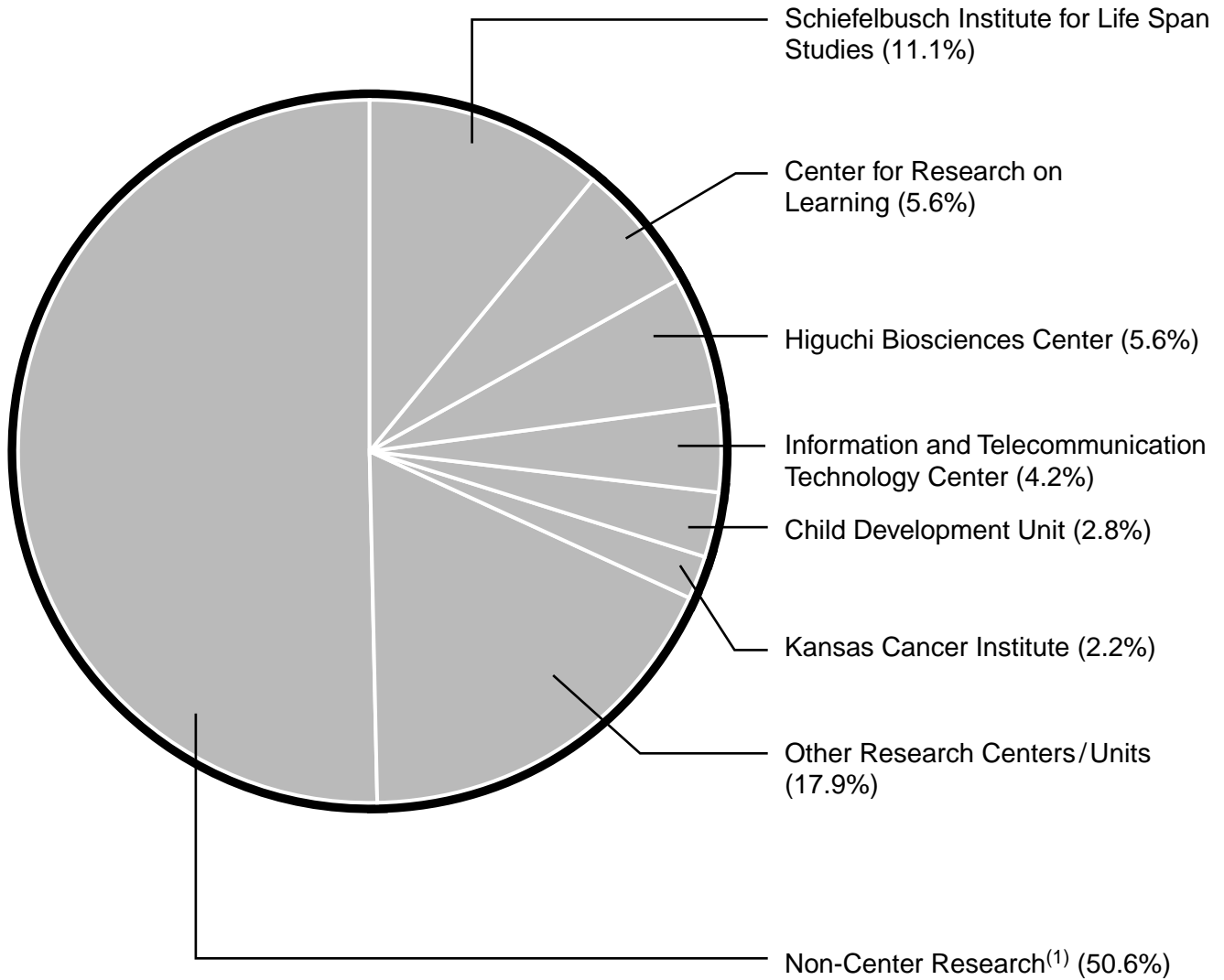
Expenditures by Academic Unit: FY01

ACADEMIC UNIT	Number of Projects ⁽¹⁾	Expenditure Amount (dollars)		
		Direct	Facilities and Administrative	Total
MEDICINE - KANSAS CITY (continued)				
Preventive Medicine	37	1,706,791	396,794	2,103,585
Psychiatry & Behavioral Sciences	14	432,449	99,104	531,553
Radiation Oncology	5	18,217	13,965	32,182
Radiology	9	247,044	78,645	325,689
Surgery	30	390,429	61,014	451,443
MEDICINE - WICHITA	34	863,161	100,023	963,184
NURSING	38	2,211,152	364,589	2,575,741
PHARMACY	145	6,973,519	1,686,977	8,660,496
Administration	3	224,792	82,891	307,683
Medicinal Chemistry	33	2,024,250	532,759	2,557,009
Pharmaceutical Chemistry	64	3,231,057	701,128	3,932,185
Pharmacology & Toxicology	40	1,474,946	368,755	1,843,701
Pharmacy Practice	5	18,474	1,444	19,918
SOCIAL WELFARE	55	3,984,538	317,603	4,302,141
TOTAL ACADEMIC UNITS	2,106	96,536,397	19,376,109	115,912,506
TOTAL NON-ACADEMIC UNITS ⁽²⁾	280	20,665,559	2,927,956	23,593,515
TOTAL	2,386	117,201,956	22,304,065	139,506,021

(1) Projects are counted in the unit of the principal investigator's primary appointment.

(2) Allocations to investigators with appointments only in research centers or other non-academic units.

Expenditures by Research Center/Unit: FY01



(1) Projects not assigned to a research center/unit.

Expenditures by Research Center/Unit: FY01

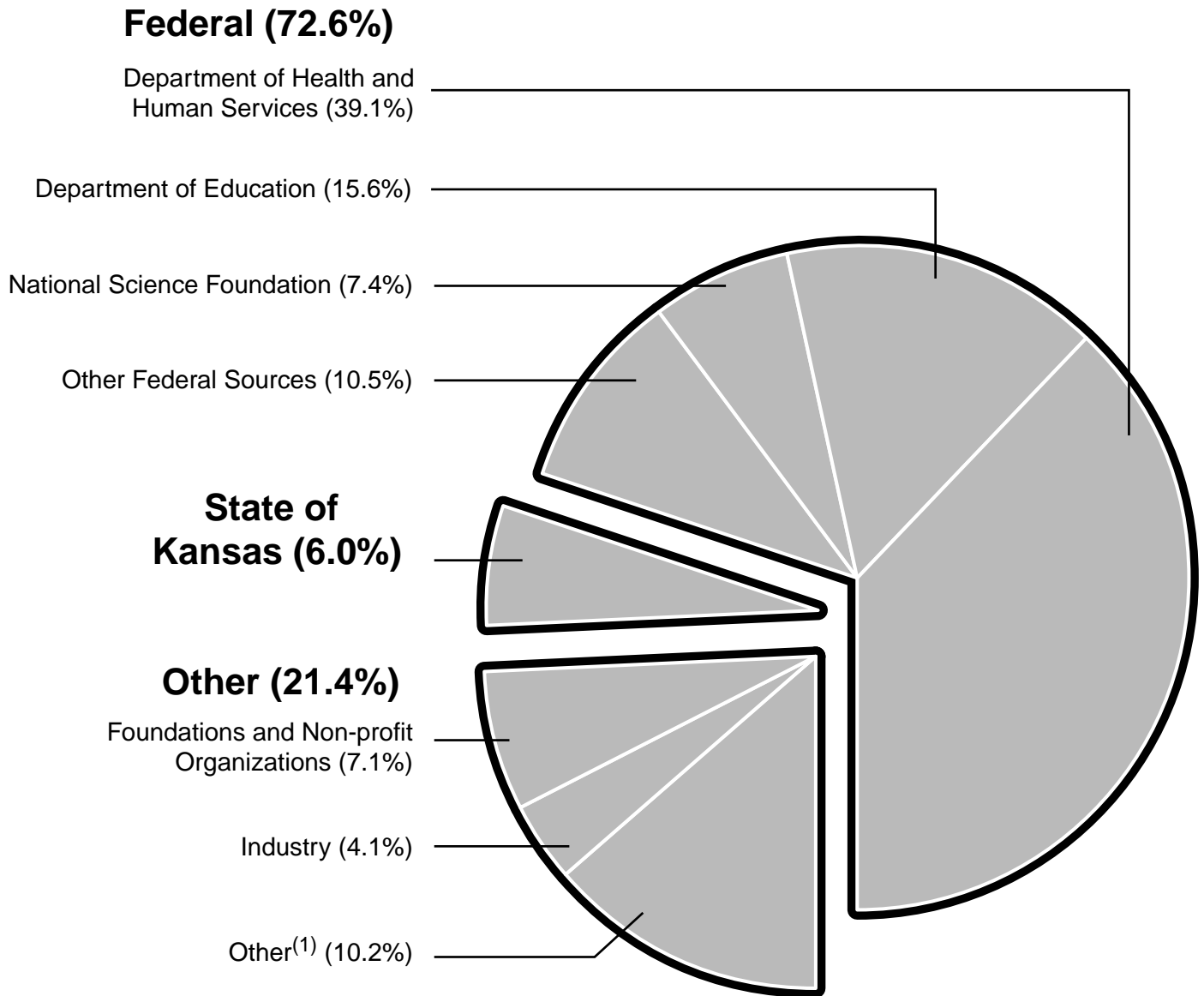
RESEARCH CENTER/UNIT	Number of Projects	Expenditure Amount (dollars)		
		Direct	Facilities and Administrative	Total
KUCR DESIGNATED RESEARCH CENTERS	434	34,101,550	6,055,115	40,156,665
Biodiversity Research Center	33	1,727,573	484,308	2,211,881
Center for Research on Learning	39	7,194,733	626,117	7,820,850
Higuchi Biosciences Center	113	6,434,481	1,338,324	7,772,805
Information & Telecommunication Technology Center	75	4,578,990	1,320,657	5,899,647
Joyce & Elizabeth Hall Center for the Humanities	25	943,290	75,529	1,018,819
Grant Development Office	17	475,085	25,641	500,726
African Studies Resource Center	1	114,877	9,190	124,067
Center for East Asian Studies	2	210,455	13,679	224,134
Center for Russian & East European Studies	4	87,972	2,594	90,566
Center of Latin American Studies	1	54,901	24,425	79,326
Schiefelbusch Institute for Life Span Studies	149	13,222,483	2,210,180	15,432,663
SURVEYS	148	2,560,759	521,386	3,082,145
Kansas Biological Survey	63	1,267,938	338,896	1,606,834
Kansas Geological Survey	85	1,292,821	182,490	1,475,311
KUCR AFFILIATED CENTERS	182	4,065,682	919,231	4,984,913
Design Technologies Laboratory	1	5,766	0	5,766
Energy Research Center	21	1,091,703	293,611	1,385,314
Environmental Engineering & Science Research Lab.	3	19,233	315	19,548
Flight Research Laboratory	10	208,018	33,287	241,305
Infrastructure Research Institute	52	704,466	141,744	846,210
Intelligent Systems & Automation Laboratory	1	30,410	13,836	44,246
Isotope Geochemistry Laboratory	8	202,381	69,785	272,166
Kansas Center for Advanced Scientific Computing	7	289,918	105,789	395,707
Museum of Anthropology	30	428,911	27,229	456,140
Paleontological Institute	1	2,978	2,251	5,229
Policy Research Institute	29	420,464	52,800	473,264
Radiation Physics Laboratory	1	45	21	66
Tertiary Oil Recovery Project	1	161,050	74,083	235,133
Transportation Center	13	416,366	103,277	519,643
Other KUCR-affiliated research units	4	83,973	1,203	85,176
MEDICAL CENTER RESEARCH UNITS	125	9,450,427	1,507,589	10,958,016
Center for Environmental & Occupational Health	1	147,016	14,065	161,081
Center on Aging	46	2,417,300	543,936	2,961,236
Child Development Unit	31	3,653,500	311,038	3,964,538
Kansas Cancer Institute	18	2,464,716	566,899	3,031,615
Mental Retardation Research Center	2	147,346	53,425	200,771
Other non-academic units	27	620,549	18,226	638,775
OTHER RESEARCH UNITS - LAWRENCE CAMPUS	100	6,935,712	357,830	7,293,542
Academic Computing Center	3	2,711,471	86,923	2,798,394
Applied English Center	9	59,929	16,043	75,972
Center for Educational Testing & Evaluation	7	387,221	6,855	394,076

Expenditures by Research Center/Unit: FY01

RESEARCH CENTER/UNIT	Number of Projects	Expenditure Amount (dollars)		
		Direct	Facilities and Administrative	Total
Continuing Education	6	225,180	41,786	266,966
Institute for Educational Research & Public Service	42	2,395,584	159,123	2,554,707
KANU Radio	3	282,590	602	283,192
Lied Center	7	66,096	0	66,096
Office of International Programs	9	93,750	5,791	99,541
Organizations & Leadership	2	23,824	0	23,824
Robert J. Dole Institute of Politics	2	25,432	-349	25,083
Spencer Museum of Art	4	24,364	2,399	26,763
Student Health Services	1	84,541	13,393	97,934
Supportive Educational Services	2	345,923	21,760	367,683
University Theatre	1	96,992	0	96,992
Other non-academic units	2	112,815	3,504	116,319
PROGRAMS	20	2,198,472	219,300	2,417,772
NASA EPSCoR	5	1,144,718	19,738	1,164,456
NSF EPSCoR	15	1,053,754	199,562	1,253,316
TOTAL RESEARCH CENTERS	1,009	59,312,602	9,580,451	68,893,053
TOTAL NON-CENTER RESEARCH⁽¹⁾	1,377	57,889,354	12,723,614	70,612,968
TOTAL	2,386	117,201,956	22,304,065	139,506,021

(1) Projects not assigned to a research center/unit.

Expenditures by Sponsoring Agency: FY01



(1) Includes KU Endowment Association.

Expenditures by Sponsoring Agency: FY01

SPONSORING AGENCY	Number of Projects	Expenditure Amount (dollars)		
		Direct	Facilities and Administrative	Total
FEDERAL	1,136	81,399,645	19,848,064	101,247,709
Department of Health & Human Services	462	41,489,001	13,126,564	54,615,565
National Institutes of Health	361	32,333,264	12,046,257	44,379,521
Department of Education	181	19,907,967	1,909,671	21,817,638
National Science Foundation	200	8,099,145	2,199,952	10,299,097
Department of Defense	64	2,777,155	990,344	3,767,499
National Aeronautics & Space Administration	27	2,475,691	441,393	2,917,084
Department of Energy	30	1,778,278	526,255	2,304,533
Environmental Protection Agency	24	689,054	188,181	877,235
Department of the Interior	32	419,155	49,862	469,017
Department of Agriculture	19	223,727	27,625	251,352
Department of Justice	5	167,848	16,423	184,271
National Endowment for the Humanities	6	98,559	3,190	101,749
Department of Transportation	4	86,209	27,824	114,033
Department of Commerce	5	235,690	11,684	247,374
Federal Emergency Management Administration	2	135,487	18,690	154,177
U.S. Information Agency	8	169,828	20,494	190,322
Other Federal Sources	67	2,646,851	289,912	2,936,763
STATE OF KANSAS	176	8,155,836	152,128	8,307,964
Department of Education	11	1,288,464	622	1,289,086
Kansas Technology Enterprise Corporation	40	2,923,624	5,582	2,929,206
Department of Social & Rehabilitation Services	13	1,172,760	141,490	1,314,250
Department of Health & Environment	30	1,413,655	0	1,413,655
Department of Transportation	35	375,304	0	375,304
Kansas Water Office	16	164,883	0	164,883
Other State Sources	31	817,146	4,434	821,580
OTHER GOVERNMENTAL UNITS	47	798,634	127,214	925,848
INDUSTRY	404	4,332,643	1,380,235	5,712,878
FOUNDATIONS & NON-PROFIT ORGANIZATIONS	353	9,413,242	517,711	9,930,953
OTHER ⁽¹⁾	270	13,101,956	278,713	13,380,669
TOTAL	2,386	117,201,956	22,304,065	139,506,021

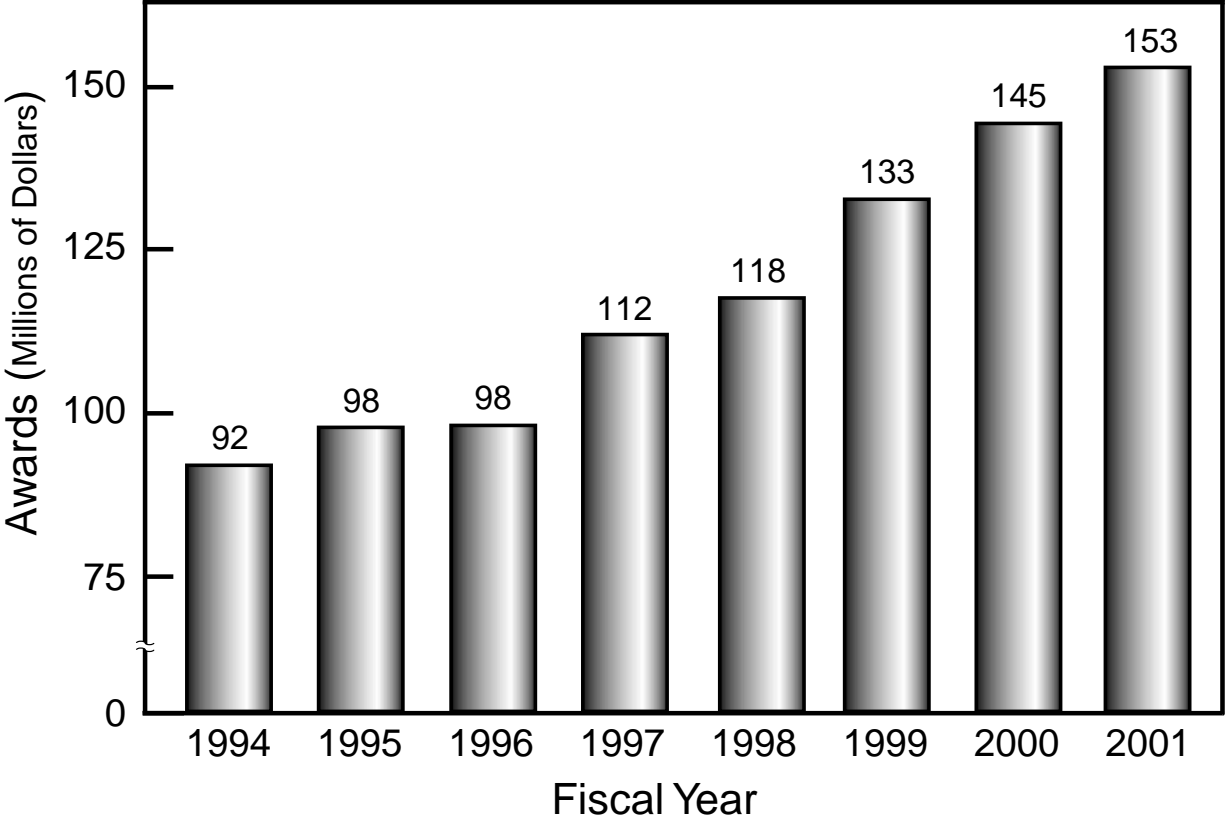
(1) Includes KU Endowment Association.

The University of Kansas
Sponsored Project Awards

Awards represent funding that is pledged by sponsoring agencies to support research projects. They may be viewed as a predictor of future sponsored project activity. The fiscal year 2001 award data in this report represent awards for research, development and training activities that were received from sponsoring agencies between July 1, 2000, and June 30, 2001. Awards often come to the university in multi-year increments, not in a single year. In those cases, the amounts shown in this report reflect only the allocation for a single budget cycle, not for the entire duration of the award.

The University of Kansas
Sponsored Project Awards: FY94-01⁽¹⁾

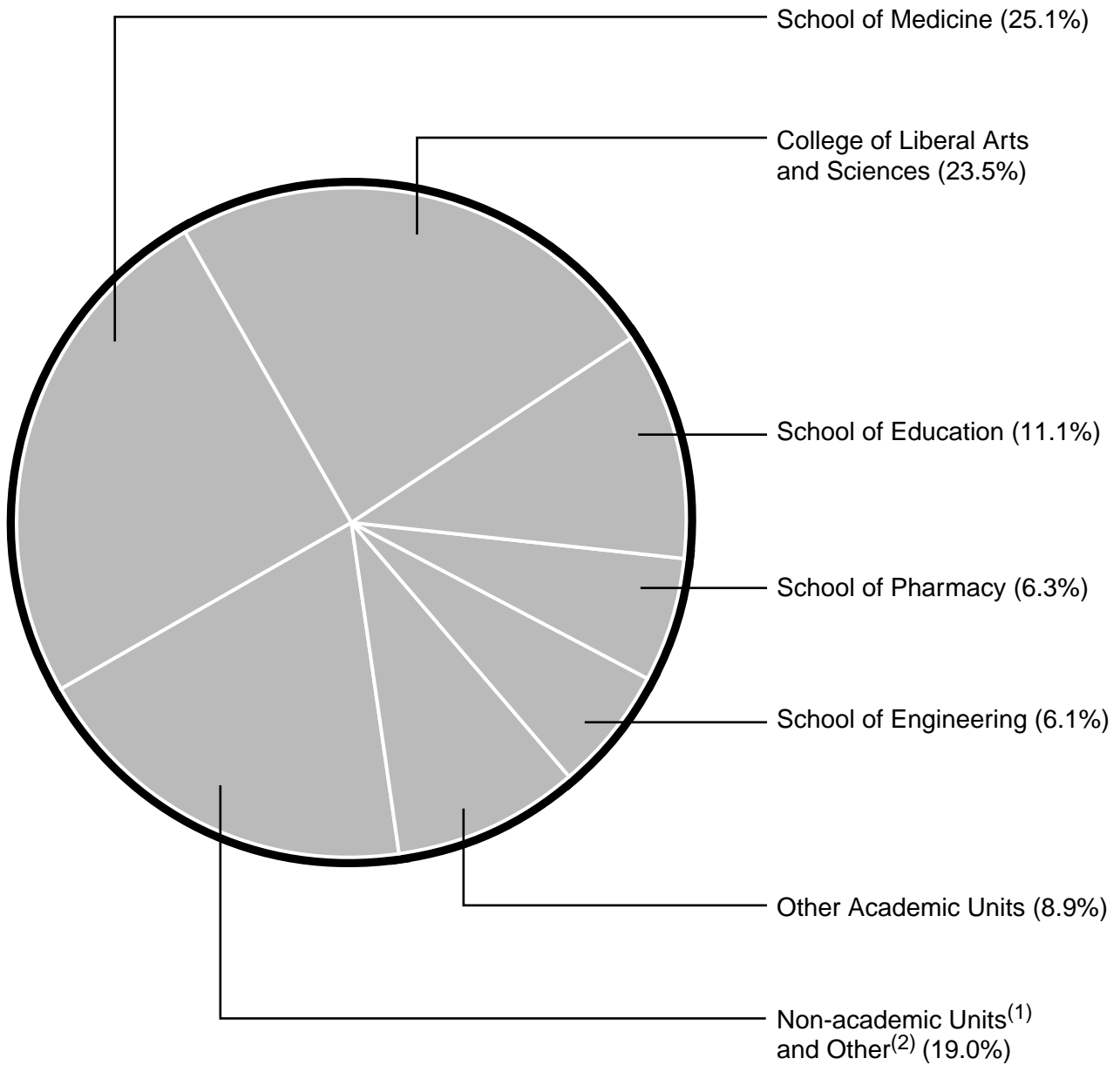
FIGURE 8



(1) Includes KU Endowment Association, VA Medical Center and clinical foundation awards.

University of Kansas Sponsored Projects
Awards by Academic Unit: FY01

FIGURE 9



(1) Allocations to investigators with appointments only in research centers or other non-academic units.

(2) Includes KU Endowment Association, VA Medical Center and clinical foundation awards.

University of Kansas Sponsored Projects
Awards by Academic Unit: FY01

TABLE 5

ACADEMIC UNIT	Number of Projects ⁽¹⁾	Award Amount (dollars)		
		Direct	Facilities and Administrative	Total
ALLIED HEALTH	15	1,542,148	235,010	1,777,158
ARCHITECTURE AND URBAN DESIGN	1	344	156	500
BUSINESS	9	664,024	37,615	701,639
COLLEGE OF LIBERAL ARTS AND SCIENCES	296	29,333,168	6,707,092	36,040,260
Administration	13	335,639	11,264	346,903
Humanities	21	1,420,169	120,302	1,540,471
African & African-American Studies	2	76,000	0	76,000
English	1	111,302	27,685	138,987
History	8	493,292	34,123	527,415
Humanities & Western Civilization	1	15,291	0	15,291
Latin American Studies	0	170,384	7,031	177,415
Philosophy	2	25,500	0	25,500
Russian & East European Studies	3	149,542	6,932	156,474
Slavic Languages & Literatures	1	172,792	6,932	179,724
Spanish & Portuguese	2	109,074	37,599	146,673
Theatre and Film	1	96,992	0	96,992
Natural Sciences and Mathematics	171	17,044,940	4,508,162	21,553,102
Biological Sciences ⁽²⁾	75	9,075,665	2,369,132	11,444,797
Chemistry	26	3,584,709	917,480	4,502,189
Geography	8	718,177	146,376	864,553
Geology	28	1,503,010	534,431	2,037,441
Interdisciplinary Environmental Studies	1	45,904	18,159	64,063
Mathematics	11	527,948	167,818	695,766
Physics & Astronomy	22	1,589,527	354,766	1,944,293
Social Sciences	91	10,532,420	2,067,364	12,599,784
Anthropology	18	851,286	125,915	977,201
Communication Studies	5	508,965	99,285	608,250
Economics	2	39,515	16,686	56,201
Government	10	367,927	88,632	456,559
Human Development & Family Life	34	5,491,230	1,116,881	6,608,111
Psychology	7	863,846	306,638	1,170,484
Sociology	3	220,346	99,202	319,548
Speech/Language/Hearing	11	2,170,305	214,125	2,384,430
Women's Studies	1	19,000	0	19,000
EDUCATION	105	15,607,192	1,440,703	17,047,895
Administration	39	2,770,883	183,980	2,954,863
Health, Sport & Exercise Sciences	10	1,057,372	344,323	1,401,695
Psychology & Research in Education	7	2,502,888	32,036	2,534,924

University of Kansas Sponsored Projects
Awards by Academic Unit: FY01

TABLE 5 (continued)

ACADEMIC UNIT	Number of Projects ⁽¹⁾	Award Amount (dollars)		
		Direct	Facilities and Administrative	Total
Special Education	40	8,364,172	772,026	9,136,198
Teaching & Leadership	9	911,877	108,338	1,020,215
EDWARDS CAMPUS	5	765,107	2,461	767,568
ENGINEERING	75	7,691,238	1,626,422	9,317,660
Administration	1	40,633	8,940	49,573
Aerospace Engineering ⁽³⁾	12	1,144,151	127,579	1,271,730
Architectural Engineering	0	344	156	500
Chemical & Petroleum Engineering	8	695,994	192,779	888,773
Civil & Environmental Engineering	30	2,587,604	373,025	2,960,629
Electrical Engineering & Computer Science	23	3,038,414	904,698	3,943,112
Engineering Management	0	37,472	0	37,472
Mechanical Engineering	1	146,626	19,245	165,871
FINE ARTS	0	14,203	0	14,203
LAW	2	214,674	23,104	237,778
LIBRARIES	1	60,000	0	60,000
MEDICINE - KANSAS CITY	426	29,385,714	8,975,387	38,361,101
Administration	4	771,818	110,575	882,393
Anatomy & Cell Biology	31	2,462,659	895,530	3,358,189
Anesthesiology	3	69,183	17,186	86,369
Biochemistry & Molecular Biology	35	4,277,350	1,410,479	5,687,829
Family Medicine	8	359,369	10,000	369,369
Health Policy & Management	1	39,894	-40	39,854
Internal Medicine	99	4,084,142	1,165,815	5,249,957
Microbiology, Molecular Genetics & Immunology	20	3,027,105	1,111,754	4,138,859
Molecular & Integrative Physiology	41	4,787,074	1,966,376	6,753,450
Neurology	48	1,164,799	196,981	1,361,780
Obstetrics & Gynecology	7	161,834	43,956	205,790
Ophthalmology	3	28,182	1,818	30,000
Otolaryngology	2	274,880	93,886	368,766
Pathology & Laboratory Medicine	14	670,348	232,690	903,038
Pediatrics	24	969,009	160,480	1,129,489
Pharmacology, Toxicology & Therapeutics	19	2,035,461	628,820	2,664,281
Preventive Medicine	32	3,077,250	636,948	3,714,198
Psychiatry & Behavioral Sciences	8	463,281	104,074	567,355
Radiation Oncology	2	65,560	13,965	79,525
Radiology	5	159,802	61,985	221,787
Surgery	20	436,714	112,109	548,823
MEDICINE - WICHITA	17	927,679	199,207	1,126,886
NURSING	22	3,840,879	423,826	4,264,705

University of Kansas Sponsored Projects
Awards by Academic Unit: FY01

TABLE 5 (continued)

ACADEMIC UNIT	Number of Projects ⁽¹⁾	Award Amount (dollars)		
		Direct	Facilities and Administrative	Total
PHARMACY	98	7,674,546	1,914,083	9,588,629
Administration	2	293,617	90,132	383,749
Medicinal Chemistry	27	2,511,604	813,873	3,325,477
Pharmaceutical Chemistry	40	3,280,151	665,725	3,945,876
Pharmacology & Toxicology	29	1,589,174	344,353	1,933,527
SOCIAL WELFARE	28	4,334,424	327,433	4,661,857
TOTAL ACADEMIC UNITS	1,100	102,055,340	21,912,499	123,967,839
TOTAL NON-ACADEMIC UNITS⁽⁴⁾	116	20,933,471	3,211,686	24,145,157
OTHER⁽⁵⁾	—	4,959,181	0	4,959,181
TOTAL	1,216	127,947,992	25,124,185	153,072,177

(1) Projects are counted in the unit of the principal investigator's primary appointment.

(2) Includes NSF EPSCoR awards (\$1,857,335).

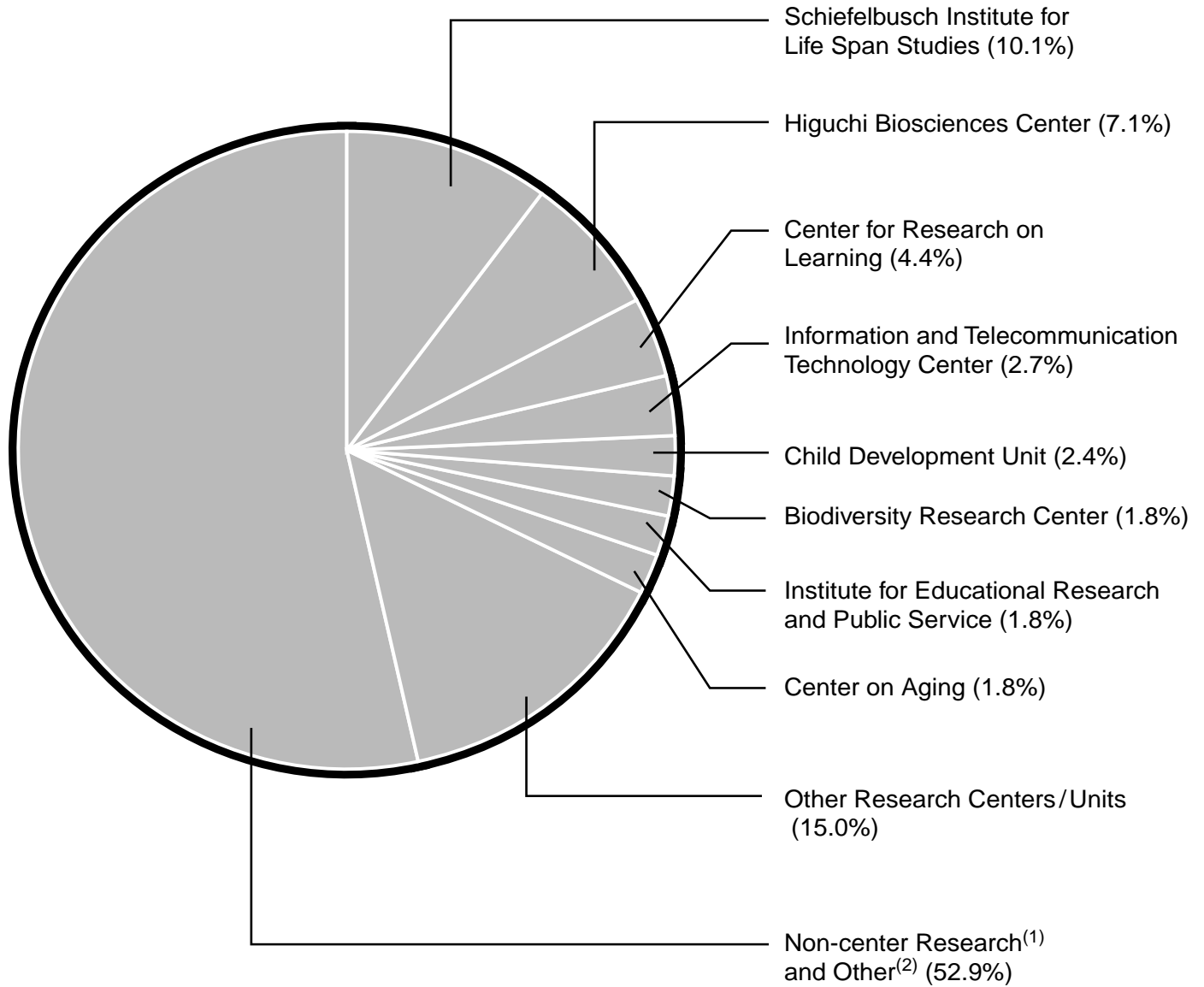
(3) Includes NSF NASA awards (\$557,500).

(4) Allocations to investigators with appointments only in research centers or other non-academic units.

(5) Includes KU Endowment Association, clinical foundations, and VA Medical Center.

University of Kansas Sponsored Projects
Awards by Research Center/Unit: FY01

FIGURE 10



(1) Projects not assigned to a research center/unit.

(2) Includes KU Endowment Association, VA Medical Center and clinical foundation awards.

Awards by Research Center/Unit: FY01

RESEARCH CENTER/UNIT	Number of Projects	Award Amount (dollars)		
		Direct	Facilities and Administrative	Total
KUCR DESIGNATED RESEARCH CENTERS	233	33,391,095	6,802,773	40,193,868
Biodiversity Research Center	12	1,947,393	770,323	2,717,716
Center for Research on Learning	22	6,005,942	575,202	6,581,144
Higuchi Biosciences Center	84	8,408,817	2,125,672	10,534,489
Information & Telecommunication Technology Center	25	3,065,869	970,075	4,035,944
Joyce & Elizabeth Hall Center for the Humanities	16	1,198,890	148,684	1,347,574
Grant Development Office	12	688,830	82,703	771,533
African Studies Resource Center	1	178,704	14,296	193,000
Center for East Asian Studies	2	241,667	13,333	255,000
Center for Russian & East European Studies	0	4,615	753	5,368
Center of Latin American Studies	1	85,074	37,599	122,673
Schiefelbusch Institute for Life Span Studies	74	12,764,184	2,212,817	14,977,001
SURVEYS	50	2,871,166	525,760	3,396,926
Kansas Biological Survey	21	1,294,754	186,919	1,481,673
Kansas Geological Survey	29	1,576,412	338,841	1,915,253
KUCR AFFILIATED CENTERS	80	5,613,677	1,088,962	6,702,639
Energy Research Center	12	1,192,415	442,329	1,634,744
Flight Research Laboratory	6	266,488	74,460	340,948
Infrastructure Research Institute	17	686,591	133,599	820,190
Isotope Geochemistry Laboratory	2	44,501	15,169	59,670
Kansas Center for Advanced Scientific Computing	2	234,842	88,158	323,000
Museum of Anthropology	18	455,874	35,733	491,607
Policy Research Institute	12	627,003	127,207	754,210
Tertiary Oil Recovery Project	1	184,397	84,823	269,220
Transportation Center	8	454,116	87,484	541,600
Other KUCR-affiliated research units	2	1,467,450	0	1,467,450
MEDICAL CENTER RESEARCH UNITS	36	10,439,840	1,531,108	11,970,948
KUMC - Administration	3	3,769,284	0	3,769,284
Area Health Education Center	2	69,268	0	69,268
Center on Aging	15	2,035,185	582,418	2,617,603
Child Development Unit	11	3,178,181	373,768	3,551,949
Kansas Cancer Institute	4	1,085,364	469,554	1,554,918
Mental Retardation Research Center	1	302,558	105,368	407,926
OTHER RESEARCH UNITS - LAWRENCE CAMPUS	61	3,854,684	264,546	4,119,230
Applied English Center	2	56,569	9,263	65,832
Center for Educational Testing & Evaluation	1	154,400	28,600	183,000
Continuing Education	4	211,942	46,140	258,082
Institute for Educational Research & Public Service	35	2,486,125	151,807	2,637,932
Kansas Audio Reader Network	1	1,500	0	1,500

Awards by Research Center/Unit: FY01

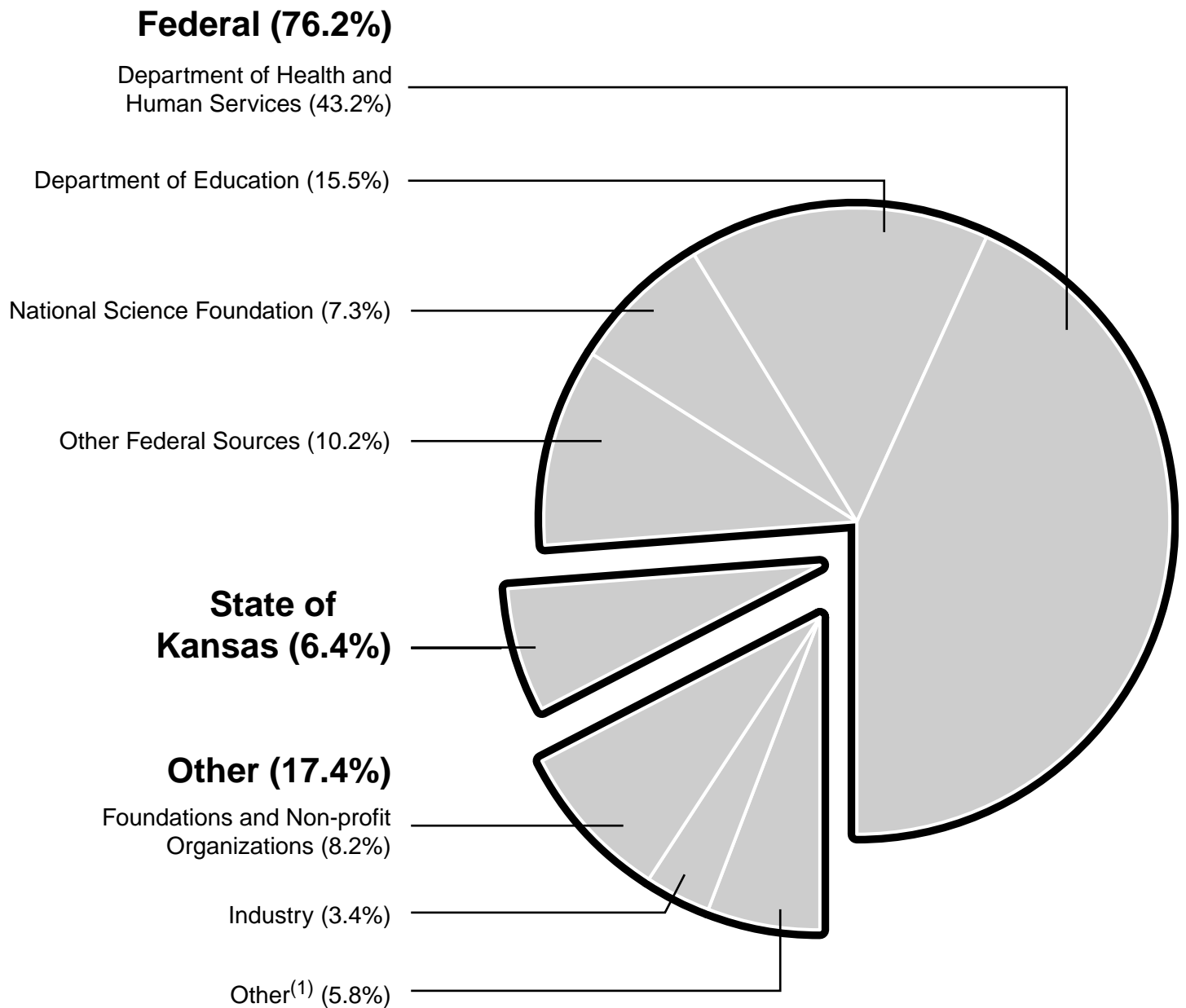
RESEARCH CENTER/UNIT	Number of Projects	Award Amount (dollars)		
		Direct	Facilities and Administrative	Total
KANU Radio	3	363,063	1,767	364,830
Lied Center	7	66,096	0	66,096
Office of International Programs	1	1,200	0	1,200
Organizations & Leadership	1	20,000	0	20,000
Public Safety Office	1	4,344	0	4,344
Spencer Museum of Art	2	19,123	0	19,123
Supportive Educational Services	2	373,330	26,969	400,299
University Theatre	1	96,992	0	96,992
PROGRAMS	6	3,142,783	272,052	3,414,835
NASA EPSCoR	4	1,500,657	56,843	1,557,500
NSF EPSCoR	2	1,642,126	215,209	1,857,335
TOTAL RESEARCH CENTERS	466	59,313,245	10,485,201	69,798,446
TOTAL NON-CENTER RESEARCH ⁽¹⁾	750	63,675,566	14,638,984	78,314,550
OTHER ⁽²⁾	—	4,959,181	0	4,959,181
TOTAL	1,216	127,947,992	25,124,185	153,072,177

(1) Projects not assigned to a research center/unit.

(2) Includes KU Endowment Association, VA Medical Center and clinical foundation awards.

University of Kansas Sponsored Projects
Awards by Sponsoring Agency: FY01

FIGURE 11



(1) Includes KU Endowment Association, VA Medical Center and clinical foundation awards.

Awards by Sponsoring Agency: FY01

SPONSORING AGENCY	Number of Projects	Award Amount (dollars)		
		Direct	Facilities and Administrative	Total
FEDERAL	603	93,918,087	22,770,565	116,688,652
Department of Health & Human Services	261	51,374,737	14,739,512	66,114,249
National Institutes of Health	211	39,502,938	13,575,068	53,078,006
Department of Education	120	21,158,224	2,583,803	23,742,027
National Science Foundation	76	8,892,534	2,320,589	11,213,123
Department of Defense	30	2,960,224	1,023,707	3,983,931
National Aeronautics & Space Administration	19	3,083,877	441,431	3,525,308
Department of Energy	25	2,450,759	996,295	3,447,054
Environmental Protection Agency	10	784,198	270,781	1,054,979
Department of the Interior	15	350,478	67,219	417,697
Department of Agriculture	8	187,337	25,241	212,578
Department of Justice	2	109,635	25,476	135,111
National Endowment for the Humanities	3	108,416	8,287	116,703
Department of Transportation	3	111,264	1,485	112,749
Department of Commerce	2	103,067	8,333	111,400
Federal Emergency Management Administration	2	85,387	19,613	105,000
Other Federal Sources	27	2,157,950	238,793	2,396,743
STATE OF KANSAS	75	9,607,174	130,639	9,737,813
Department of Education	3	2,329,920	0	2,329,920
Kansas Technology Enterprise Corporation	17	1,963,091	4,809	1,967,900
Department of Social & Rehabilitation Services	6	1,300,921	116,045	1,416,966
Department of Health & Environment	12	1,188,257	0	1,188,257
Department of Transportation	13	531,243	0	531,243
Kansas Juvenile Justice Authority	2	97,853	9,785	107,638
Other State Sources	22	2,195,889	0	2,195,889
OTHER GOVERNMENTAL UNITS	19	708,000	124,541	832,541
INDUSTRY	180	4,072,322	1,074,155	5,146,477
FOUNDATIONS & NON-PROFIT ORGANIZATIONS	221	11,794,887	772,666	12,567,553
OTHER ⁽¹⁾	118	7,847,522	251,619	8,099,141
TOTAL	1,216	127,947,992	25,124,185	153,072,177

(1) Includes KU Endowment Association, VA Medical Center and clinical foundation awards.

Faculty Awards and Fellowships

Sponsored research awards and expenditures do not give a complete picture of the quality and extent of research and scholarly activity at the University of Kansas. Below is a representative list of prestigious awards and fellowships received by KU faculty in fiscal year 2001. This list includes awards, fellowships, and selection for membership in prominent national academies (see list on facing page) that are monitored by the Association of American Universities as a criterion for membership.

Robert Basow, associate professor of journalism and mass communications
Fulbright award

Steven Bozarth, adjunct assistant professor of geography
American Philosophical Society fellowship

Luis R. Couteguera, associate professor of history
American Council of Learned Societies fellowship
National Humanities Center fellowship

Tamara Falicov, assistant professor of theatre and film
Rockefeller Foundation fellowship

Thomas Heilke, associate professor of political science
National Endowment for the Humanities fellowship

David M. Katzman, professor of American studies
Fulbright award

Richard Prum, ornithology curator, Natural History Museum
Fulbright award

Marjorie Swann, assistant professor of English
Huntington Library fellowship

William M. Tsutsui, associate professor of history
American Council of Learned Societies fellowship

Fellowship, award and academy membership selection list

Fellowships from the

Alexander von Humbolt Foundation
Alfred P. Sloan Foundation
American Antiquarian Society
American Council of Learned Societies
American Philosophical Society
American School of Classical Studies in Athens
Folger Shakespeare Library
Ford Foundation
Huntington Library
John G. and Catherine T. MacArthur Foundation
John Simon Guggenheim Memorial Foundation
National Endowment for the Humanities
Newberry Library
Packard Foundation
Rockefeller Foundation

Residency fellowships awarded by the

American Academy in Rome
Center for Advanced Study in the Visual Arts
Getty Center for the Arts and Humanities
Institute for Advanced Study
National Humanities Center
Woodrow Wilson Center for Scholars

Selection to membership in the

American Academy of Arts & Letters
Institute of Medicine
National Academy of Education
National Academy of Science
National Academy of Engineering

Other awards:

Fulbright awards
Searle Scholars Program awards
The Fields Medal
The Nobel Prize

Methodology: Allocation of Credit to Academic Units and Research Centers

MULTIPLE CREDIT SYSTEM – LAWRENCE CAMPUS. Award and expenditure amounts for each project were assigned to both academic units and to research centers and other non-academic units. Amounts were credited to academic units based on the academic appointments of the principal investigator(s). Projects that were assigned to a research center were also credited to the specified unit. Because all projects were credited to both academic units and to research centers, the totals for academic and for non-academic research units are equal, and each represents the total amount from externally funded grants and contracts.

A. Credit to academic units. The assignment of credit for projects to academic units was a two-step process. First, the amount of the award or expenditure was allocated among investigators on multiple investigator projects. Second, the amount allocated to each investigator was assigned to academic units based on his or her academic appointment. This process is described below.

1. Allocation among investigators. Credit for multiple investigator projects was allocated among the principal investigator (PI) and co-principal investigators based on their relative contributions to the project as specified by the researchers. If no allocation was specified, a default allocation was calculated as follows: 90% of the credit was divided equally among all investigators, including the PI. The remaining 10% was added to the credit allocated to the PI. For example, for a project with two investigators, the PI would receive 55% ($=10 + 90/2$) of the credit, and the co-investigator would receive 45% ($=90/2$). For projects with three investigators, the PI would receive 40% and the co-investigators 30% each.

2. Allocation to academic units. The amount allocated to each investigator on a project was assigned to academic units according to the investigator's academic appointment(s). If the investigator had more than one academic appointment, then the total was allocated proportionately. If an investigator had a courtesy appointment from an academic unit but no other academic appointment, then the academic unit making the courtesy appointment received all of the investigator credit for the project. If the investigator had no academic appointment, then the expenditures were not assigned to an academic unit but were included in the "non-academic" category.

B. Credit to research centers and other non-academic units. Investigators may assign their projects to a research center or other non-academic unit. When a project is assigned to a research center/unit, that unit will receive credit for the project on award and expenditure tables. Projects not assigned to a research center were included in the "non-center research" category.

MEDICAL CENTER. All award and expenditure amounts for each project were credited in their entirety to the administering academic unit, research center, or other non-academic unit. The multiple credit system used for Lawrence campus projects was not used for medical center projects.

***To develop and enhance the resources
that promote the growth and excellence
of research and creative activity at the
University of Kansas***

KU Center for Research
Mission Statement