

FISCAL YEAR

2002

Sponsored Research at the
University of Kansas



This report covers sponsored research at the University of Kansas for the fiscal year beginning July 1, 2001 and ending June 30, 2002. Annual reports for fiscal years 1998 through 2002 are available at <http://www.research.ku.edu/stats/index.shtml>.

Both award and expenditure information are included in this report. Awards represent funding that was pledged by sponsoring agencies during the fiscal year. Awarded funds were made available but were not necessarily all spent during the fiscal year in which the award was made. Expenditures are funds actually spent by researchers during the fiscal year. Expenditures more accurately reflect the level of research activity that occurred during this period.


Correspondence concerning this report may be directed to:

Research Information
KU Center for Research
2385 Irving Hill Road
Lawrence, KS 66045-7563
rcollins@ku.edu or (785) 864-7400

Table of Contents

I. A LETTER FROM THE PRESIDENT	2
II. RESEARCH EXPENDITURES SUMMARIES	4
III. SPONSORED PROJECTS	5
EXPENDITURES	
FISCAL YEARS 1995-2002.....	5
BY ACADEMIC UNIT: FY02	6
BY RESEARCH CENTER/UNIT: FY02	10
BY SPONSORING AGENCY: FY02.....	14
AWARDS	
FISCAL YEARS 1995-2002.....	16
BY ACADEMIC UNIT: FY02	17
BY RESEARCH CENTER/UNIT: FY02	20
BY SPONSORING AGENCY: FY02.....	22
IV. RESEARCH SPACE	23
V. FACULTY AWARDS AND FELLOWSHIPS	24
VI. METHODOLOGY: ALLOCATION OF CREDIT TO ACADEMIC UNITS AND RESEARCH CENTERS	26

A Letter from the President



Dear Colleagues,

Congratulations are once again in order for KU's prodigious researchers. During fiscal year 2002, these entrepreneurial individuals and teams posted record gains. Their work is at the forefront of efforts to make the University of Kansas a top 25 public research university.

In fiscal year 2002, KU researchers increased their expenditures to the highest level ever – \$243 million – a \$19 million increment, and almost a 9% increase over FY 2001. This follows last year's \$27 million increase. The hard work of KU's research community has resulted in a doubling of research expenditures in just six years – a feat matched by very few universities. Additional praise to the faculty is in order for reaching this lofty goal!

Dr. Robert E. Barnhill

Other highlights from this impressive year include:

- **A significant rise in federal funding.** Federally financed science and engineering research expenditures have increased by 77% since 1997.
- **A boost to the Kansas economy.** Academic research at Kansas universities generates 42.2 jobs per million dollars in funding. This means that the record \$243 million in research expenditures at KU in FY02 contributed nearly 10,250 jobs. Research growth at KU has continued uninterrupted, increasing by 26% over the past two years at the same time that other sectors of the economy have struggled.
- **A #1 ranking in life sciences growth rate.** Between FY96 and FY00, among the nation's top 50 comprehensive public universities, KU topped the list in the federal life sciences research growth rate. In FY02, nearly three-quarters of KU's federally sponsored science and engineering research expenditures involved the life sciences.
- **A supportive environment for collaboration.** Research centers at KU bring together researchers from disparate fields under topical "umbrellas" which engender efficient collaborations. Sponsored projects in the major centers account for \$56.2 million in expenditures in FY 02 – 38% of KU's total. Expenditures by the 12 main centers increased by 66% from FY 98 to FY02.

We are pleased in this publication to provide our traditional breakdowns of research funding as well as a representative listing of some of the prestigious honors received by KU's arts and humanities faculties.

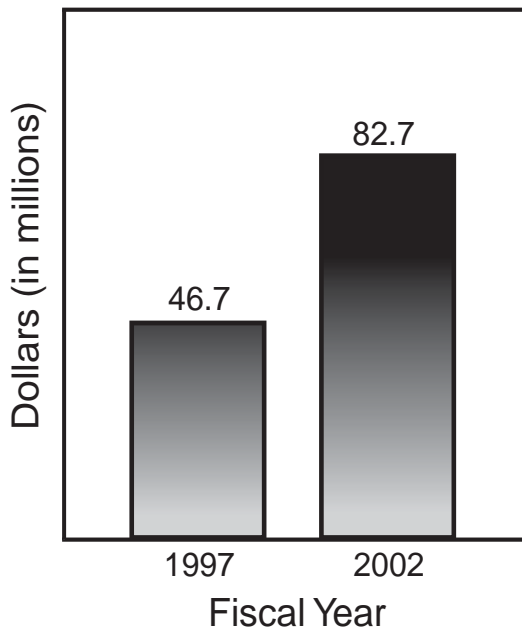
The events of September 11th are changing national research priorities, and concurrently, the accompanying federal funding levels. While researchers focused on homeland defense activities are seeing many new research opportunities, federal funding in other areas has decreased slightly. It is increasingly important for our researchers to submit proposals that are relevant to the concerns of our society. I have no doubt that KU's research community will be able to meet the challenges at this important time in our nation's history. Stay tuned for an exciting future!

Sincerely,

A handwritten signature in cursive that reads "RE Barnhill".

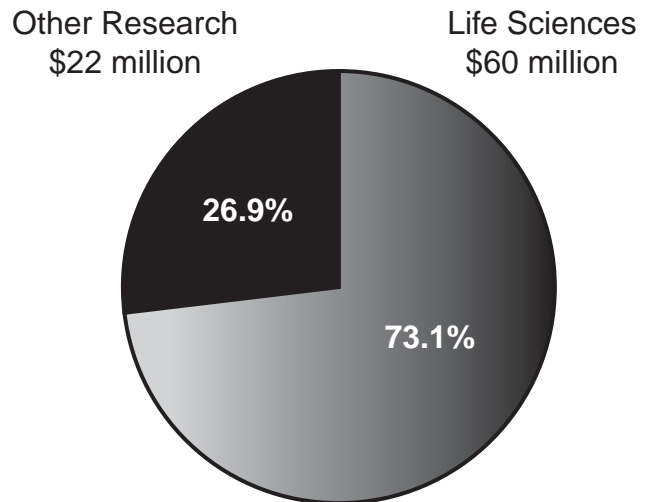
Robert E. Barnhill
President, KU Center for Research

Federally financed science and engineering research expenditures increased by 77% between fiscal years 1997 and 2002



Quality of Life

Federally financed expenditures for fiscal year 2002



Research focused on the life sciences is vital to the well-being of Kansas citizens and to the state's economy. KU has made remarkable progress in life sciences research in recent years. In FY00, KU ranked 35th in federally sponsored research expenditures in the life sciences among comparable public universities, and was **number one** in the federal life sciences research growth rate among the nation's top 50 comprehensive public universities from FY96 to FY00. In FY02, nearly three quarters of all federally sponsored science and engineering research expenditures at KU were for projects with life science topics.

The University of Kansas
Research Expenditures: FY02

Source of Funds	Science and Engineering Research	Training and Other Research	Total
Sponsored Projects	106,792,954	40,950,959	147,743,913
Federal government	82,663,241	32,020,114	114,683,355
State and local governments	6,939,357	3,535,527	10,474,884
Industry	5,097,726	2,004,649	7,102,375
Not-for-profit and other sources	12,092,630	3,390,669	15,483,299
Institutional Funds	65,338,061	29,770,705	95,108,766
TOTAL	\$ 172,131,015	\$ 70,721,664	\$ 242,852,679

Research Expenditure Categories

Science and Engineering Research. Research and development expenditures in science and engineering.

Training and Other Research. Expenditures on training projects, research in non-science areas (e.g., art, history, law), service awards, and awards for conferences.

Funding Sources

Sponsored projects (grants and contracts)

Federal government. All agencies of the federal government.

State and local governments. Non-federal governmental entities (e.g., state, county, or municipal governments).

Industry. For-profit organizations.

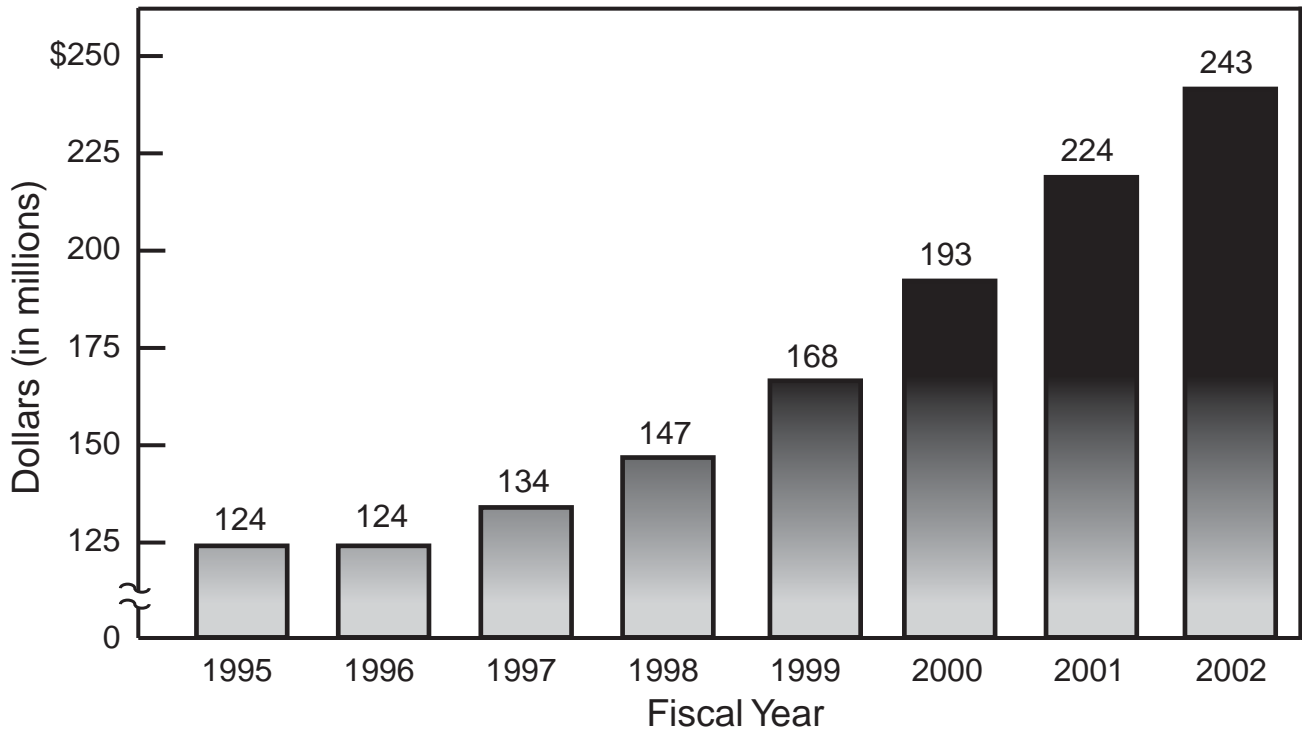
Not-for-profit and other sources. Not-for-profit corporations, foundations, and all other sources not elsewhere classified.

Institutional funds

State funds for organized research units (e.g., Kansas Biological Survey), general purpose research funds, unrecovered facilities and administrative (F&A) costs (the federally negotiated F&A rate multiplied by the appropriate cost base, minus the actual F&A recovered), and mandatory or voluntary cost sharing.

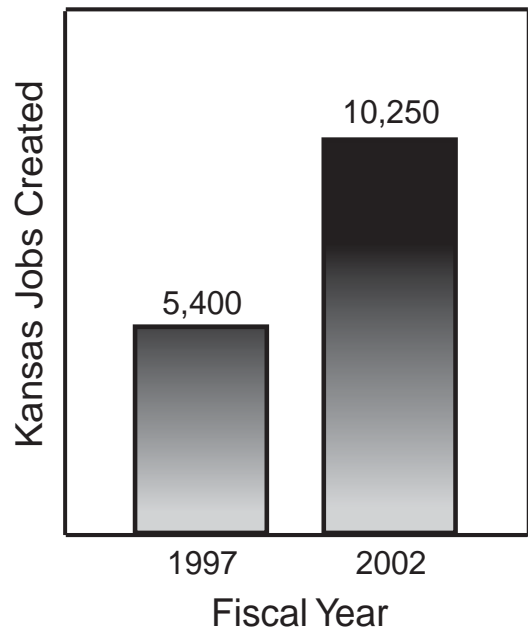
Research Expenditures: FY02 (continued)

Total Research Expenditures: FY95-02



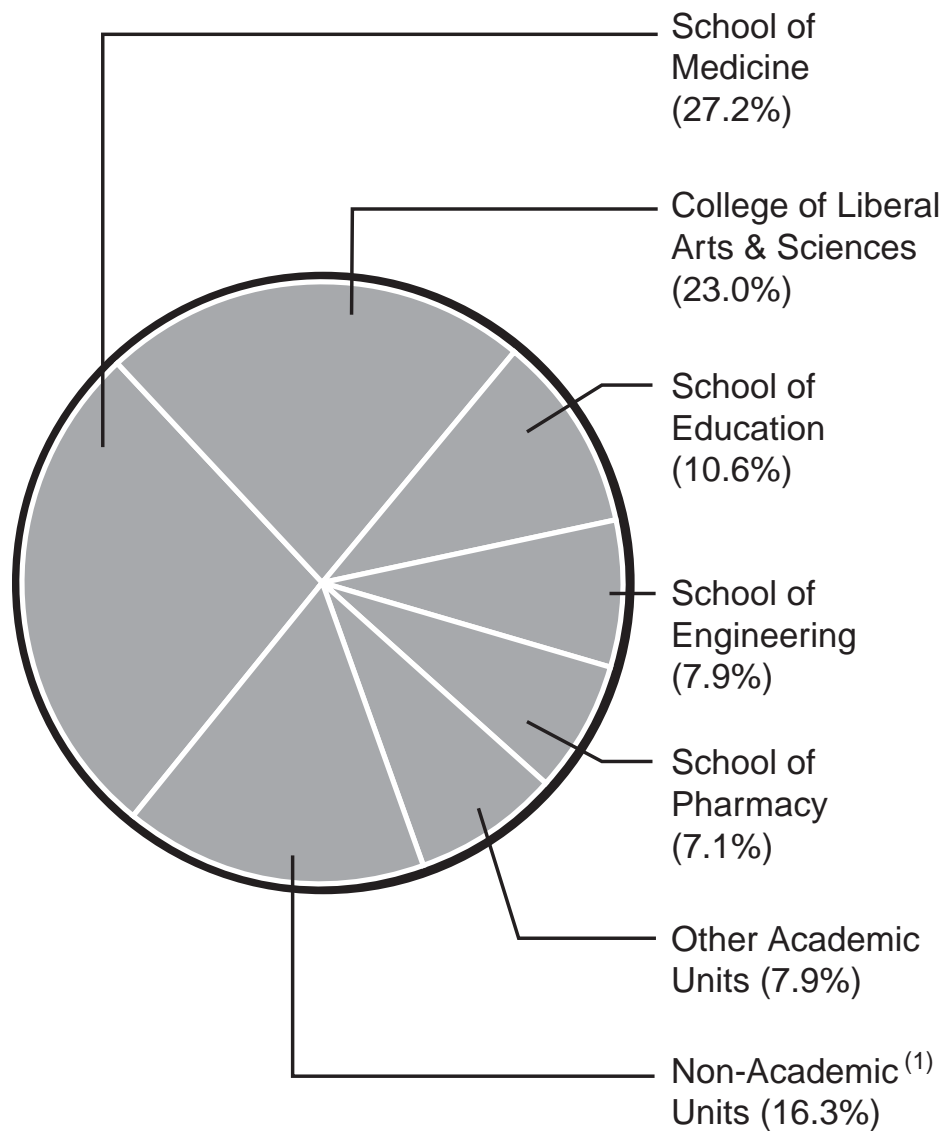
JOBS

Academic research at KU provides an important stimulus to the Kansas economy. According to estimates developed specifically for Kansas by the U.S. Department of Commerce, each million dollars in research spending generates 42.2 jobs. This means that the record \$243 million research expenditures at KU in FY02 contributed nearly 10,250 jobs to the state's economy. Furthermore, research growth at KU has continued uninterrupted, increasing by 26% over the past two years, while other sectors of the economy have struggled.



University of Kansas Research
Expenditures by Academic Unit: FY02

Sponsored Project Expenditures



(1) Allocations to investigators with appointments only in research centers or other non-academic units.

University of Kansas Research

Expenditures by Academic Unit: FY02 (continued)

ACADEMIC UNIT	Number of Projects ⁽¹⁾	SPONSORED PROJECT EXPENDITURE AMOUNT (dollars)		
		Direct	Facilities and Administrative	TOTAL
ALLIED HEALTH	32	1,961,821	364,538	2,326,359
ARCHITECTURE AND URBAN DESIGN	1	22,871	10,406	33,277
BUSINESS	13	595,178	40,998	636,176
COLLEGE OF LIBERAL ARTS AND SCIENCES	565	27,803,627	6,213,569	34,017,196
Administration	9	141,657	1,685	143,342
NSF EPSCoR	18	708,596	26,675	735,271
Humanities	34	1,832,249	117,841	1,950,090
African & African-American Studies	5	96,570	1,401	97,971
American Studies	3	17,434	5,239	22,673
East Asian Languages & Cultures	2	246,895	11,705	258,600
English	3	82,951	26,192	109,143
History	10	636,394	17,510	653,904
History of Art	2	36,513	2,217	38,730
Humanities & Western Civilization	2	40,306	0	40,306
Latin American Studies	0	185,706	8,111	193,817
Russian & East European Studies	4	146,837	6,586	153,423
Slavic Languages & Literatures	0	160,661	7,732	168,393
Spanish & Portuguese	2	70,982	31,148	102,130
Theatre and Film	1	111,000	0	111,000
Natural Sciences and Mathematics	345	14,773,449	4,019,775	18,793,224
Biological Sciences	139	6,205,428	1,943,381	8,148,809
Chemistry	66	3,445,117	899,865	4,344,982
Geography	18	609,588	150,915	760,503
Geology	52	1,315,806	342,437	1,658,243
Interdisciplinary Environmental Studies	10	145,007	19,925	164,932
Mathematics	17	489,972	140,711	630,683
Physics & Astronomy	43	2,562,531	522,541	3,085,072
Social Sciences	159	10,347,676	2,047,593	12,395,269
Anthropology	29	844,890	108,530	953,420
Communication Studies	5	371,920	77,613	449,533
Economics	4	18,928	8,008	26,936
Government	26	461,010	60,692	521,702
Human Development & Family Life	51	5,402,471	1,093,751	6,496,222
Linguistics	1	13,618	6,265	19,883
Psychology	16	997,122	296,495	1,293,617
Sociology	9	344,383	138,299	482,682
Speech/Language/Hearing	18	1,893,334	257,940	2,151,274
EDUCATION	151	14,467,974	1,242,537	15,710,511
Administration	15	1,128,106	78,603	1,206,709
Health, Sport & Exercise Sciences	14	781,024	185,843	966,867
Psychology & Research in Education	9	1,553,431	46,366	1,599,797

University of Kansas Research
Expenditures by Academic Unit: FY02 (continued)

ACADEMIC UNIT	Number of Projects ⁽¹⁾	SPONSORED PROJECT EXPENDITURE AMOUNT (dollars)		
		Direct	Facilities and Administrative	TOTAL
EDUCATION (continued)				
Special Education	72	8,648,259	743,529	9,391,788
Teaching & Leadership	41	2,357,154	188,196	2,545,350
EDWARDS CAMPUS	6	691,389	5,259	696,648
ENGINEERING	182	9,394,238	2,286,236	11,680,474
Administration	2	127,847	26,937	154,784
Aerospace Engineering	16	528,986	76,243	605,229
Chemical & Petroleum Engineering	17	740,220	231,422	971,642
Civil, Environmental & Architectural Engineering	58	1,783,699	329,478	2,113,177
Electrical Engineering & Computer Science	78	4,996,418	1,586,139	6,582,557
Engineering Management	1	35,754	685	36,439
Mechanical Engineering	7	158,723	29,179	187,902
NASA EPSCoR	3	1,022,591	6,153	1,028,744
FINE ARTS	2	11,454	449	11,903
JOURNALISM & MASS COMMUNICATION	1	488	0	488
LAW	4	97,836	5,270	103,106
LIBRARIES	4	118,168	23,510	141,678
MEDICINE - KANSAS CITY	744	29,938,462	9,411,252	39,349,714
Administration	49	4,555,144	987,338	5,542,482
Anatomy & Cell Biology	56	3,172,324	1,290,326	4,462,650
Anesthesiology	5	656	29,336	29,992
Biochemistry & Molecular Biology	46	2,456,479	876,127	3,332,606
Family Medicine	8	158,696	4,186	162,882
Health Policy & Management	3	44,283	1,734	46,017
History and Philosophy of Medicine	1	46,479	23,239	69,718
Internal Medicine	164	3,722,990	1,120,545	4,843,535
Microbiology, Molecular Genetics & Immunology	39	3,176,028	1,224,773	4,400,801
Molecular & Integrative Physiology	79	5,201,457	1,934,642	7,136,099
Neurology	62	869,417	211,073	1,080,490
Obstetrics & Gynecology	21	189,349	123,717	313,066
Ophthalmology	7	107,613	0	107,613
Otolaryngology	4	306,591	110,570	417,161
Pathology & Laboratory Medicine	25	692,716	279,155	971,871
Pediatrics	40	645,875	47,601	693,476
Pharmacology, Toxicology & Therapeutics	34	1,516,389	427,363	1,943,752

University of Kansas Research

Expenditures by Academic Unit: FY02 (continued)

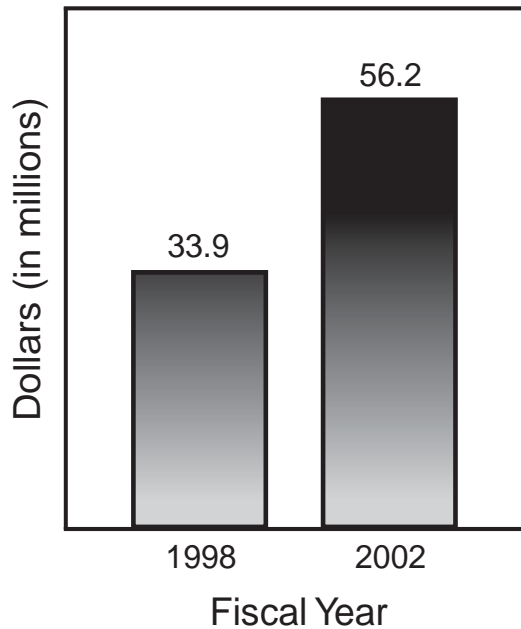
ACADEMIC UNIT	Number of Projects ⁽¹⁾	SPONSORED PROJECT EXPENDITURE AMOUNT (dollars)		
		Direct	Facilities and Administrative	TOTAL
MEDICINE - KANSAS CITY (continued)				
Preventive Medicine	37	2,197,726	443,347	2,641,073
Psychiatry & Behavioral Sciences	14	308,457	78,959	387,416
Radiation Oncology	3	3,548	850	4,398
Radiology	6	158,981	85,130	244,111
Surgery	41	407,264	111,241	518,505
MEDICINE - WICHITA	27	711,489	149,941	861,430
NURSING	46	2,208,678	523,633	2,732,311
PHARMACY	135	8,362,535	2,069,825	10,432,360
Administration	3	408,349	121,518	529,867
Medicinal Chemistry	36	2,802,611	849,022	3,651,633
Pharmaceutical Chemistry	63	3,660,714	729,476	4,390,190
Pharmacology & Toxicology	29	1,441,323	366,085	1,807,408
Pharmacy Practice	4	49,538	3,724	53,262
SOCIAL WELFARE	53	4,520,158	460,951	4,981,109
TOTAL ACADEMIC UNITS	1,966	100,906,366	22,808,374	123,714,740
TOTAL NON-ACADEMIC UNITS ⁽²⁾	310	20,288,349	3,740,824	24,029,173
TOTAL	2,276	121,194,715	26,549,198	147,743,913

(1) Projects are counted in the unit of the principal investigator's primary appointment.

(2) Allocations to investigators with appointments only in research centers or other non-academic units.

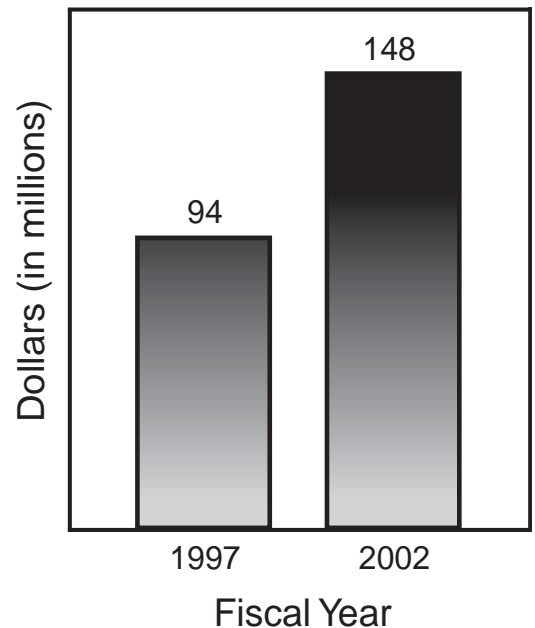
Collaborative Research

Sponsored Project expenditures by leading research centers



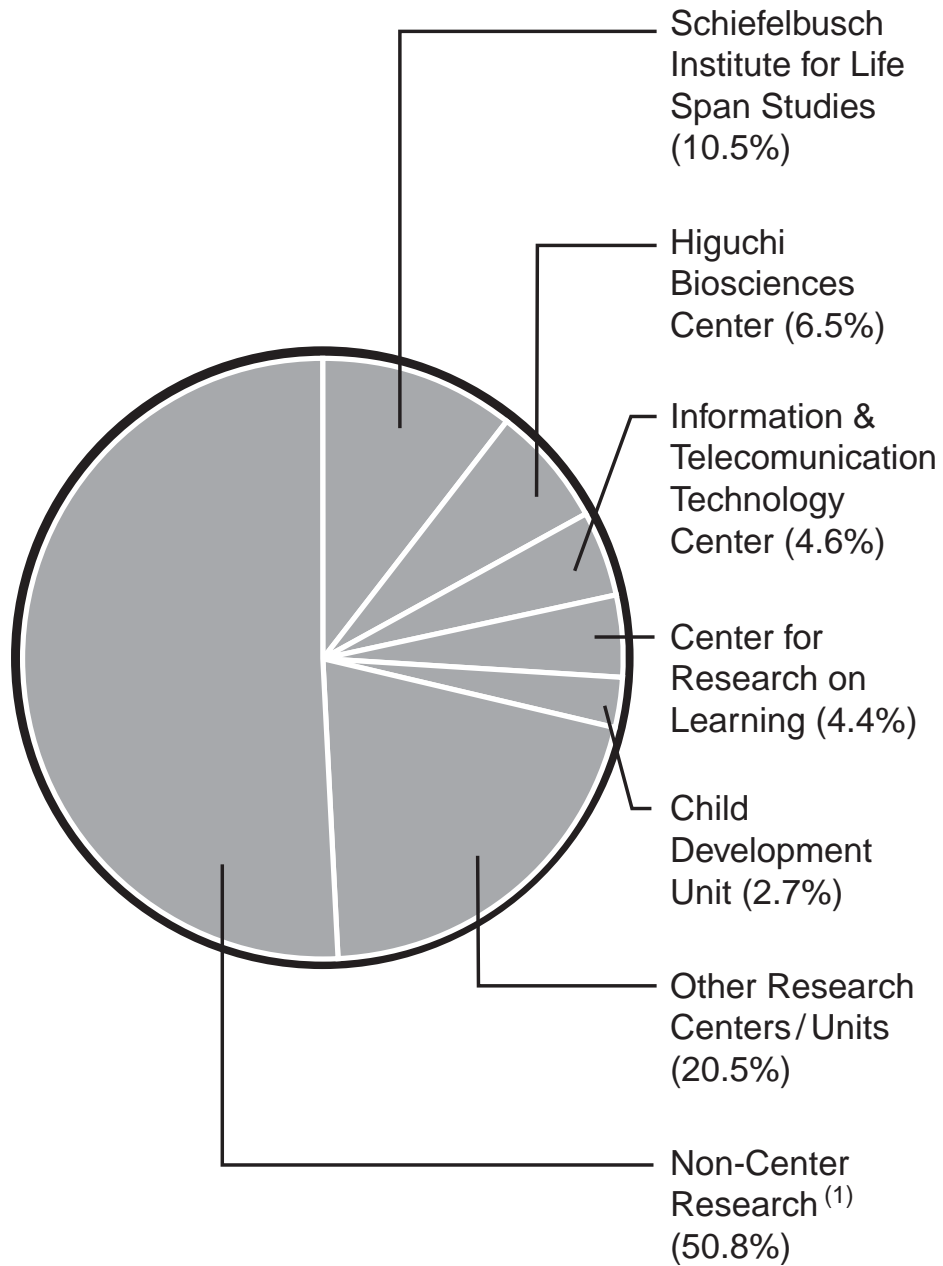
Interdisciplinary research collaboration is promoted at KU through centers focused on common themes. These centers transcend traditional departmental boundaries and bring together researchers from disparate fields. Sponsored project expenditures by the six designated centers and two state surveys on the Lawrence campus, and by four major research centers on the Medical Center campus (Center on Aging, Child Development Unit, Kansas Cancer Institute, and Mental Retardation & Human Development), reached \$56.2 million in FY02 – 38% of KU's total, and an increase of 66% from FY98 to FY02.

Sponsored project expenditures increased by 57% between fiscal years 1997 and 2002



Expenditures by Research Center/Unit: FY02

Sponsored Project Expenditures



(1) Projects not assigned to a research center/unit.

University of Kansas Research

Expenditures by Research Center/Unit: FY02 (continued)

RESEARCH CENTER/UNIT	Number of Projects ⁽¹⁾	SPONSORED PROJECT EXPENDITURE AMOUNT (dollars)		
		Direct	Facilities and Administrative	TOTAL
KUCR DESIGNATED RESEARCH CENTERS	418	35,315,402	7,264,503	42,579,905
Biodiversity Research Center	29	1,590,609	651,543	2,242,152
Center for Research on Learning	42	5,930,488	521,750	6,452,238
Higuchi Biosciences Center	106	7,659,890	1,979,312	9,639,202
Information & Telecommunication Technology Center	79	5,092,779	1,634,223	6,727,002
Joyce & Elizabeth Hall Center for the Humanities	26	1,899,488	142,321	2,041,809
Grant Development Office	17	697,759	49,889	747,648
African Studies Resource Center	1	229,596	18,368	247,964
Center for East Asian Studies	2	244,448	13,922	258,370
Center for Russian & East European Studies	3	308,083	13,172	321,255
Center of Latin American Studies	3	419,602	46,970	466,572
Schiefelbusch Institute for Life Span Studies	136	13,142,148	2,335,354	15,477,502
SURVEYS	121	2,890,037	501,509	3,391,546
Kansas Biological Survey	58	1,588,895	327,648	1,916,543
Kansas Geological Survey	63	1,301,142	173,861	1,475,003
KUCR AFFILIATED CENTERS	143	4,891,970	991,087	5,883,057
Biochemical Research Service Laboratory	0	24,952	0	24,952
Design Technologies Laboratory	1	17,824	0	17,824
Energy Research Center	15	1,209,782	252,577	1,462,359
Environmental Engineering & Science Research Lab.	1	25,827	11,752	37,579
Flight Research Laboratory	9	256,930	79,712	336,642
Infrastructure Research Institute	32	659,108	135,309	794,417
Isotope Geochemistry Laboratory	7	109,857	52,081	161,938
Kansas Center for Advanced Scientific Computing	5	180,518	78,429	258,947
Mass Spectrometry Laboratory	1	13,714	6,240	19,954
Museum of Anthropology	28	332,492	31,956	364,448
Nuclear Magnetic Resonance Laboratory	0	9,812	0	9,812
Policy Research Institute	26	560,168	66,508	626,676
Tertiary Oil Recovery Project	1	347,722	142,865	490,587
Transportation Center	14	473,182	110,983	584,165
Other KUCR-affiliated research units	3	670,082	22,675	692,757
OTHER RESEARCH UNITS - LAWRENCE CAMPUS	89	6,742,936	426,740	7,169,676
Academic Computing Center	2	769,623	80,921	850,544
American Indian Outreach Program	1	344,043	6,856	350,899
Applied English Center	7	12,638	959	13,597
Center for Educational Testing & Evaluation	1	382,919	26,892	409,811
Center for Science Education	1	50,226	22,853	73,079
Center for Teaching Excellence	2	965,061	0	965,061
Continuing Education	10	296,156	48,563	344,719
Institute for Educational Research & Public Service	34	2,614,239	175,909	2,790,148
Kansas Audio Reader Network	1	6,018	0	6,018
KANU Radio	3	360,528	4,199	364,727
Lied Center	7	58,173	3,127	61,300

University of Kansas Research

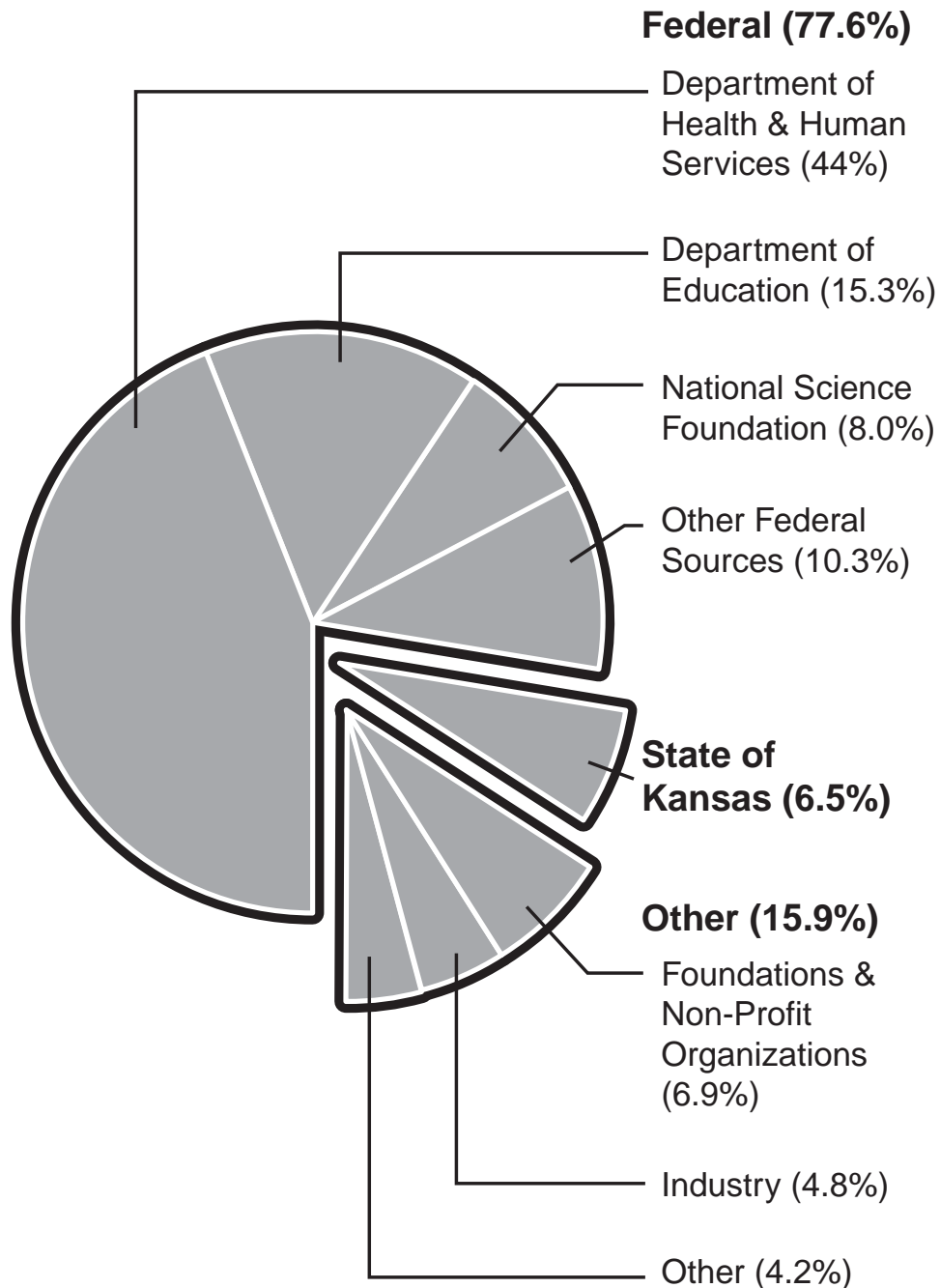
Expenditures by Research Center/Unit: FY02 (continued)

RESEARCH CENTER/UNIT	Number of Projects ⁽¹⁾	SPONSORED PROJECT EXPENDITURE AMOUNT (dollars)		
		Direct	Facilities and Administrative	TOTAL
OTHER RESEARCH UNITS - LAWRENCE (continued)				
Office of International Programs	8	64,158	2,547	66,705
Organizations & Leadership	1	25,323	0	25,323
Robert J. Dole Institute of Politics	2	52,532	0	52,532
Spencer Museum of Art	3	37,432	12,776	50,208
Student Health Services	1	84,570	11,971	96,541
Supportive Educational Services	3	394,237	25,336	419,573
University Theatre	1	111,000	0	111,000
Other non-academic units	1	114,060	3,831	117,891
PROGRAMS	30	2,366,904	209,026	2,575,930
NASA EPSCoR	8	1,291,470	14,810	1,306,280
NSF EPSCoR	22	1,075,434	194,216	1,269,650
MEDICAL CENTER RESEARCH UNITS	146	8,944,752	2,085,057	11,029,809
KUMC - Administration	4	82,514	614	83,128
Center for Environmental & Occupational Health	1	46,683	-678	46,005
Center on Aging	54	2,095,977	701,483	2,797,460
Child Development Unit	37	3,602,986	424,153	4,027,139
Kansas Cancer Institute	18	2,019,721	640,140	2,659,861
Mental Retardation & Human Development	5	525,957	246,687	772,644
Telemedicine	2	172,833	27,730	200,563
Other non-academic units	25	398,081	44,928	443,009
TOTAL RESEARCH CENTERS	947	61,152,001	11,477,922	72,629,923
TOTAL NON-CENTER RESEARCH ⁽¹⁾	1,329	60,042,714	15,071,276	75,113,990
TOTAL	2,276	121,194,715	26,549,198	147,743,913

(1) Projects not assigned to a research center/unit.

Expenditures by Sponsoring Agency: FY02

Sponsored Project Expenditures



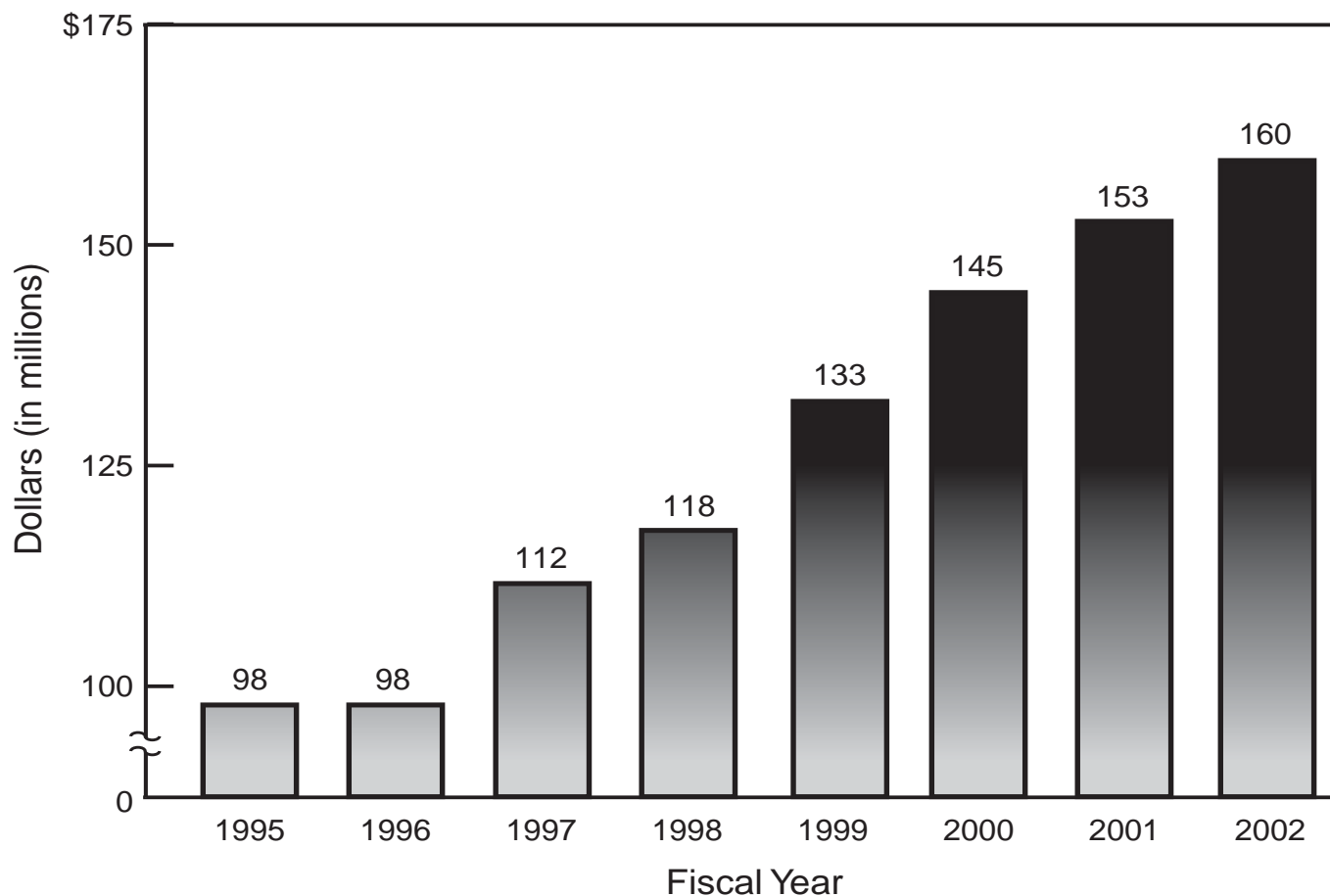
University of Kansas Research

Expenditures by Sponsoring Agency: FY02 (continued)

SPONSORING AGENCY	Number of Projects ⁽¹⁾	SPONSORED PROJECT EXPENDITURE AMOUNT (dollars)		
		Direct	Facilities and Administrative	TOTAL
FEDERAL	1,143	91,665,433	23,017,922	114,683,355
Department of Health & Human Services	491	49,612,221	15,380,876	64,993,097
National Institutes of Health	379	37,107,383	13,626,284	50,733,667
Department of Education	170	20,497,938	2,174,828	22,672,766
National Science Foundation	203	9,299,640	2,533,989	11,833,629
Department of Energy	29	2,954,873	795,393	3,750,266
Department of Defense	60	2,418,538	869,010	3,287,548
National Aeronautics & Space Administration	39	2,501,972	552,499	3,054,471
Environmental Protection Agency	20	907,211	259,229	1,166,440
Department of the Interior	32	559,236	103,576	662,812
National Endowment for the Humanities	7	530,376	17,787	548,163
Department of Transportation	7	352,360	75,099	427,459
Department of Agriculture	18	193,786	14,975	208,761
Department of Justice	2	94,465	9,717	104,182
Department of Commerce	4	105,416	8,567	113,983
Department of State	6	133,708	-1,798	131,910
Federal Emergency Management Administration	3	83,584	18,329	101,913
Other Federal	52	1,420,109	205,846	1,625,955
STATE OF KANSAS	156	9,271,253	284,083	9,555,336
Kansas Technology Enterprise Corporation	29	3,242,662	46	3,242,708
Department of Health & Environment	34	1,504,937	0	1,504,937
Department of Education	6	1,063,541	0	1,063,541
Department of Transportation	27	458,614	0	458,614
Department of Social & Rehabilitation Services	16	1,033,376	150,642	1,184,018
Kansas Water Office	8	108,605	0	108,605
Other State of Kansas	36	1,859,518	133,395	1,992,913
OTHER GOVERNMENTAL UNITS	48	798,008	121,540	919,548
INDUSTRY	354	5,339,689	1,762,686	7,102,375
FOUNDATIONS & NON-PROFIT ORGANIZATIONS	337	9,528,051	654,975	10,183,026
OTHER	238	4,592,281	707,992	5,300,273
TOTAL	2,276	121,194,715	26,549,198	147,743,913

The University of Kansas
Sponsored Project Awards

Sponsored Project Awards: FY95-02⁽¹⁾



Awards represent funding that is pledged by sponsoring agencies to support research projects. They may be viewed as a predictor of future sponsored project activity. The fiscal year 2002 award data in this report represent awards for research, development, and training activities that were received from sponsoring agencies between July 1, 2001, and June 30, 2002. Awards often come to the university in multi-year increments. In those cases, the amounts shown in this report reflect only the allocation for a single budget cycle, not for the entire duration of the award.

(1) Includes KU Endowment Association, VA Medical Center, and clinical foundation awards.

University of Kansas Research
Awards by Academic Unit: FY02

ACADEMIC UNIT	Number of Projects ⁽¹⁾	SPONSORED PROJECT AWARD AMOUNT (dollars)		
		Direct	Facilities and Administrative	TOTAL
ALLIED HEALTH	19	1,158,823	265,787	1,424,610
ARCHITECTURE AND URBAN DESIGN	1	26,124	11,886	38,010
BUSINESS	8	494,615	38,139	532,754
COLLEGE OF LIBERAL ARTS AND SCIENCES	291	29,855,046	7,158,296	37,013,342
Administration	4	192,500	0	192,500
Humanities	22	2,153,141	126,847	2,279,988
African & African-American Studies	1	90,069	0	90,069
American Studies	2	38,191	10,645	48,836
East Asian Languages & Cultures	3	339,175	14,174	353,349
English	2	73,278	27,758	101,036
History	8	632,170	11,332	643,502
History of Art	1	35,000	0	35,000
Latin American Studies	0	202,639	7,451	210,090
Russian & East European Studies	3	269,198	6,976	276,174
Slavic Languages & Literatures	0	268,698	6,976	275,674
Spanish & Portuguese	1	93,723	41,535	135,258
Theatre and Film	1	111,000	0	111,000
Natural Sciences and Mathematics	171	17,690,252	5,070,472	22,760,724
Biological Sciences ⁽²⁾	57	7,305,091	2,236,441	9,541,532
Chemistry	32	3,756,898	1,138,753	4,895,651
Geography	18	706,895	139,440	846,335
Geology	27	1,712,404	678,535	2,390,939
Interdisciplinary Environmental Studies	3	224,277	49,793	274,070
Mathematics	6	391,890	90,502	482,392
Physics & Astronomy	28	3,592,797	737,008	4,329,805
Social Sciences	94	9,819,153	1,960,977	11,780,130
Anthropology	18	950,134	64,512	1,014,646
Communication Studies	2	394,035	93,465	487,500
Economics	1	500	0	500
Government	14	451,753	31,954	483,707
Human Development & Family Life	30	4,740,037	963,879	5,703,916
Psychology	10	679,841	266,626	946,467
Sociology	4	381,773	170,181	551,954
Speech/Language/Hearing	15	2,221,080	370,360	2,591,440
EDUCATION	95	13,452,973	1,294,710	14,747,683
Administration	11	1,481,505	99,946	1,581,451
Health, Sport & Exercise Sciences	7	661,528	220,588	882,116
Psychology & Research in Education	4	1,312,241	41,015	1,353,256
Special Education	48	8,096,998	798,337	8,895,335
Teaching & Leadership	25	1,900,701	134,824	2,035,525

University of Kansas Research
Awards by Academic Unit: FY02 (continued)

ACADEMIC UNIT	Number of Projects ⁽¹⁾	SPONSORED PROJECT AWARD AMOUNT (dollars)		
		Direct	Facilities and Administrative	TOTAL
EDWARDS CAMPUS	1	90,247	2,372	92,619
ENGINEERING	93	7,707,027	1,630,443	9,337,470
Administration	2	272,203	40,793	312,996
Aerospace Engineering ⁽³⁾	19	978,097	145,664	1,123,761
Chemical & Petroleum Engineering	7	492,667	123,540	616,207
Civil, Environmental & Architectural Engineering	31	1,469,790	240,500	1,710,290
Electrical Engineering & Computer Science	30	4,331,499	1,045,472	5,376,971
Engineering Management	0	3,780	0	3,780
Mechanical Engineering	4	158,991	34,474	193,465
FINE ARTS	0	55,087	4,407	59,494
JOURNALISM & MASS COMMUNICATION	1	1,000	0	1,000
LAW	2	88,000	0	88,000
LIBRARIES	2	23,671	0	23,671
MEDICINE - KANSAS CITY	438	38,309,559	11,741,944	50,051,503
Administration	4	2,399,772	179,139	2,578,911
Anatomy & Cell Biology	35	4,570,319	1,513,270	6,083,589
Anesthesiology	6	123,291	29,336	152,627
Family Medicine	4	389,020	26,589	415,609
Health Policy & Management	1	26,616	418	27,034
History and Philosophy of Medicine	1	49,566	24,783	74,349
Internal Medicine	114	6,115,301	1,905,606	8,020,907
Microbiology, Molecular Genetics & Immunology	20	4,432,215	1,732,510	6,164,725
Molecular & Integrative Physiology	44	5,891,258	2,422,505	8,313,763
Neurology	50	1,165,880	242,493	1,408,373
Obstetrics & Gynecology	15	822,374	304,556	1,126,930
Ophthalmology	2	66,000	0	66,000
Otolaryngology	4	412,381	162,482	574,863
Pathology & Laboratory Medicine	13	954,979	319,022	1,274,001
Pediatrics	22	1,461,424	144,031	1,605,455
Pharmacology, Toxicology & Therapeutics	40	5,655,048	2,000,125	7,655,173
Preventive Medicine	26	2,934,902	554,287	3,489,189
Psychiatry & Behavioral Sciences	6	217,901	43,009	260,910
Radiation Oncology	1	3,900	850	4,750
Radiology	2	199,708	85,150	284,858
Surgery	28	417,704	51,783	469,487
MEDICINE - WICHITA	11	906,747	171,916	1,078,663
NURSING	18	2,403,188	635,916	3,039,104

University of Kansas Research
Awards by Academic Unit: FY02 (continued)

ACADEMIC UNIT	Number of Projects ⁽¹⁾	SPONSORED PROJECT AWARD AMOUNT (dollars)		
		Direct	Facilities and Administrative	TOTAL
PHARMACY	103	8,888,367	2,063,711	10,952,078
Administration	0	7,650	0	7,650
Medicinal Chemistry	29	3,126,613	841,003	3,967,616
Pharmaceutical Chemistry	49	4,364,966	908,281	5,273,247
Pharmacology & Toxicology	22	1,214,304	298,094	1,512,398
Pharmacy Practice	3	174,834	16,333	191,167
SOCIAL WELFARE	25	5,451,970	566,480	6,018,450
TOTAL ACADEMIC UNITS	1,108	108,912,444	25,586,007	134,498,451
TOTAL NON-ACADEMIC UNITS ⁽⁴⁾	136	17,228,448	2,513,759	19,742,207
OTHER ⁽⁵⁾	0	5,810,761	0	5,810,761
TOTAL	1,244	131,951,653	28,099,766	160,051,419

(1) Projects are counted in the unit of the principal investigator's primary appointment.

(2) Includes NSF EPSCoR awards (\$458,000).

(3) Includes NASA EPSCoR awards (\$789,062).

(4) Allocations to investigators with appointments only in research centers or other non-academic units.

(5) Includes KU Endowment Association, clinical foundations, and VA Medical Center.

University of Kansas Research
Awards by Research Center /Unit: FY02

RESEARCH CENTER/UNIT	Number of Projects ⁽¹⁾	SPONSORED PROJECT AWARD AMOUNT (dollars)		
		Direct	Facilities and Administrative	TOTAL
KUCR DESIGNATED RESEARCH CENTERS	264	34,572,967	6,400,737	40,973,704
Biodiversity Research Center	7	347,570	126,866	474,436
Center for Research on Learning	27	4,502,513	523,281	5,025,794
Higuchi Biosciences Center	78	7,596,544	1,891,488	9,488,032
Information & Telecommunication Technology Center	26	4,190,183	1,027,863	5,218,046
Joyce & Elizabeth Hall Center for the Humanities	22	2,435,771	122,036	2,557,807
Grant Development Office	12	939,988	22,336	962,324
African Studies Resource Center	1	189,212	15,137	204,349
Center for East Asian Studies	3	339,175	14,174	353,349
Center for Russian & East European Studies	3	537,396	13,952	551,348
Center of Latin American Studies	3	430,000	56,437	486,437
Schiefelbusch Institute for Life Span Studies	104	15,500,386	2,709,203	18,209,589
SURVEYS	66	3,293,379	525,521	3,818,900
Kansas Biological Survey	34	1,952,469	398,204	2,350,673
Kansas Geological Survey	32	1,340,910	127,317	1,468,227
KUCR AFFILIATED CENTERS	72	4,076,816	1,022,785	5,099,601
Design Technologies Laboratory	1	26,250	0	26,250
Energy Research Center	10	1,294,142	528,201	1,822,343
Flight Research Laboratory	5	170,973	44,084	215,057
Infrastructure Research Institute	16	699,294	92,459	791,753
Isotope Geochemistry Laboratory	2	189,723	81,022	270,745
Mass Spectrometry Laboratory	1	18,325	8,337	26,662
Museum of Anthropology	15	450,968	34,619	485,587
Policy Research Institute	14	513,200	38,643	551,843
Tertiary Oil Recovery Project	1	158,347	70,320	228,667
Transportation Center	5	372,234	101,100	473,334
Other KUCR-affiliated research units	2	183,360	24,000	207,360
OTHER RESEARCH UNITS - LAWRENCE CAMPUS	46	5,174,790	389,629	5,564,419
American Indian Outreach Program	2	1,135,933	10,507	1,146,440
Center for Science Education	1	179,944	70,704	250,648
Continuing Education	4	262,451	69,466	331,917
Institute for Educational Research & Public Service	20	2,402,118	173,913	2,576,031
Kansas Audio Reader Network	1	11,500	0	11,500
KANU Radio	2	440,172	3,700	443,872
Lied Center	7	58,173	3,127	61,300
Office of International Programs	2	24,392	0	24,392
Organizations & Leadership	1	25,700	0	25,700
Spencer Museum of Art	3	88,865	35,180	124,045
Supportive Educational Services	2	434,542	23,032	457,574
University Theatre	1	111,000	0	111,000

University of Kansas Research

Awards by Research Center /Unit: FY02 (continued)

RESEARCH CENTER/UNIT	Number of Projects ⁽¹⁾	SPONSORED PROJECT AWARD AMOUNT (dollars)		
		Direct	Facilities and Administrative	TOTAL
PROGRAMS	15	1,179,923	167,139	1,347,062
NASA EPSCoR	14	788,470	100,592	889,062
NSF EPSCoR	1	391,453	66,547	458,000
MEDICAL CENTER RESEARCH UNITS	35	5,144,840	1,151,964	6,296,804
KUMC - Administration	4	548,954	4,053	553,007
Area Health Education Center	2	49,232	0	49,232
Center on Aging	8	1,878,448	590,096	2,468,544
Child Development Unit	13	1,651,081	175,363	1,826,444
Kansas Cancer Institute	4	314,337	100,292	414,629
Mental Retardation & Human Development	4	702,788	282,160	984,948
TOTAL RESEARCH CENTERS	498	53,442,715	9,657,775	63,100,490
TOTAL NON-CENTER RESEARCH ⁽¹⁾	746	72,698,177	18,441,991	91,140,168
OTHER ⁽²⁾	0	5,810,761	0	5,810,761
TOTAL	1,244	131,951,653	28,099,766	160,051,419

(1) Projects not assigned to a research center/unit.

(2) Includes KU Endowment Association, VA Medical Center, and clinical foundation awards.

University of Kansas Research
Awards by Sponsoring Agency: FY02

TABLE 7

SPONSORING AGENCY	Number of Projects ⁽¹⁾	SPONSORED PROJECT AWARD AMOUNT (dollars)		
		Direct	Facilities and Administrative	TOTAL
FEDERAL	635	100,458,969	25,453,797	125,912,766
Department of Health & Human Services	278	58,131,590	17,250,046	75,381,636
National Institutes of Health	233	46,517,296	16,238,825	62,756,121
Department of Education	124	21,089,511	2,337,741	23,427,252
National Science Foundation	82	10,164,638	2,646,691	12,811,329
Department of Energy	21	3,037,541	1,136,774	4,174,315
Department of Defense	27	2,844,298	993,743	3,838,041
National Aeronautics & Space Administration	34	1,692,223	418,879	2,111,102
Environmental Protection Agency	8	724,469	208,537	933,006
Department of the Interior	11	523,980	123,990	647,970
National Endowment for the Humanities	6	505,835	12,665	518,500
Department of Transportation	3	301,486	76,459	377,945
Department of Agriculture	8	334,314	25,697	360,011
Institute of Museum & Library Services	3	122,019	54,167	176,186
Department of Commerce	2	111,884	8,540	120,424
Department of State	0	110,138	0	110,138
Federal Emergency Management Administration	2	88,348	21,652	110,000
Other Federal	26	676,695	138,216	814,911
STATE OF KANSAS	86	8,421,276	298,272	8,719,548
Kansas Technology Enterprise Corporation	25	3,024,923	157,139	3,182,062
Department of Health & Environment	8	1,300,723	0	1,300,723
Department of Education	1	1,028,000	0	1,028,000
Department of Transportation	20	1,004,643	0	1,004,643
Department of Social & Rehabilitation Services	5	804,015	129,036	933,051
Kansas Water Office	3	117,500	0	117,500
Kansas Juvenile Justice Authority	2	95,783	9,579	105,362
Other State of Kansas	22	1,045,689	2,518	1,048,207
OTHER GOVERNMENTAL UNITS	28	946,820	110,116	1,056,936
INDUSTRY	214	3,919,129	1,011,573	4,930,702
FOUNDATIONS & NON-PROFIT ORGANIZATIONS	191	10,305,904	920,799	11,226,703
OTHER ⁽¹⁾	90	7,899,555	305,209	8,204,764
TOTAL	1,244	131,951,653	28,099,766	160,051,419

(1) Includes KU Endowment Association, VA Medical Center, and clinical foundation awards.

Research Space




Illustration by Megan E. Gannon / KUCR

The University of Kansas has expanded its laboratory space to keep pace with rapidly increasing research activity. While facing unprecedented budget shortfalls in FY02, the Kansas legislature demonstrated equally unprecedented support for research in the state by providing \$65 million in bonding authority for the construction of a biomedical research facility at the Medical Center, and \$5 million for life sciences research equipment on the Lawrence campus. Also on the Lawrence campus, the KU Center for Research (KUCR) acquired nearly 100,000 square feet of additional high quality laboratory space. Renovation of existing laboratory space has also been a high priority, with major funding provided by KUCR and National Institutes of Health (NIH) for remodeling existing life sciences laboratory space.

Faculty Awards and Fellowships

Sponsored research awards and expenditures do not give a complete picture of the quality and extent of research and scholarly activity at the University of Kansas. Below is a representative list of prestigious awards and fellowships received by KU faculty in fiscal year 2002. This list includes awards, fellowships, and selection for membership in prominent national academies that are monitored by the Association of American Universities as a criterion for membership (see list on facing page).

Nobleza Asuncion-Lande, professor of communication studies,
Fulbright award

Frank Baron, professor of Germanic Languages and Literatures and Max Kade Center,
TransCoop Program/Humboldt Foundation

Katherine Clark, assistant professor of history/humanities and western civilization,
Huntington; British Academy

Walter Clark, associate professor of music and dance,
National Endowment for the Humanities

Andrew Debicki, distinguished professor of Spanish and Portuguese,
National Endowment for the Humanities

Patrick Dooley, associate professor of design,
Fulbright award

Arienne Dwyer, assistant professor of anthropology/linguistics,
American Council of Learned Societies

Tamara Falicov, assistant professor of theatre and film,
National Endowment for the Humanities

Deborah Gerner, professor of political science/government,
Fulbright award

Maryemma Graham, professor of English,
American Council of Learned Societies

Patricia Graham, program associate of Center for East Asian Studies,
National Endowment for the Humanities

Anita Herzfeld, associate professor of Latin American studies,
Fulbright award

Gwynne Jenkins, assistant professor of anthropology/women's studies,
Fulbright award

Jill Kuhnheim, associate professor of Spanish and Portuguese,
National Endowment for the Humanities

Fiona McLaughlin, assistant professor of African and African American Studies and Linguistics,
National Endowment for the Humanities

Gerald Mikkelson, professor of Slavic languages and literatures,
Fulbright award

Garth Myers, associate professor of geography/African and African American studies,
Fulbright award

Margaret Rausch, assistant professor of religious studies,
American Council of Learned Societies

Philip Schrodt, professor of political science/government,
Fulbright award

Daniel Stevenson, associate professor of religious studies,
American Council of Learned Societies

Carmen Taleghani-Nikazm, assistant professor of Germanic languages and literatures,
Fulbright award

AAU fellowship, award, and academy membership selection list

Fellowships from the

Alexander von Humbolt Foundation
Alfred P. Sloan Foundation
American Antiquarian Society
American Council of Learned Societies
American Philosophical Society
American School of Classical Studies in Athens
Folger Shakespeare Library
Ford Foundation
Huntington Library
John G. and Catherine T. MacArthur Foundation
John Simon Guggenheim Memorial Foundation
National Endowment for the Humanities
Newberry Library
Packard Foundation
Rockefeller Foundation

Residency fellowships awarded by the

American Academy in Rome
Center for Advanced Study in the Visual Arts
Getty Center for the Arts and Humanities
Institute for Advanced Study
National Humanities Center
Woodrow Wilson Center for Scholars

Selection to membership in the

American Academy of Arts & Letters
Institute of Medicine
National Academy of Education
National Academy of Sciences
National Academy of Engineering

Other awards:

Fulbright awards
Searle Scholars Program awards
The Fields Medal
The Nobel Prize

Methodology: Allocation of Credit to Academic Units and Research Centers

MULTIPLE CREDIT SYSTEM – LAWRENCE CAMPUS. Award and expenditure amounts for each project were assigned to both academic units and to research centers and other non-academic units. Amounts were credited to academic units based on the academic appointments of the principal investigator(s). Projects that were assigned to a research center were also credited to the specified unit. Because all projects were credited to both academic units and to research centers, the totals for academic and for non-academic research units are equal, and each represents the total amount from externally funded grants and contracts.

A. Credit to academic units. The assignment of credit for projects to academic units was a two-step process. First, the amount of the award or expenditure was allocated among investigators on multiple investigator projects. Second, the amount allocated to each investigator was assigned to academic units based on his or her academic appointment. This process is described below.

1. Allocation among investigators. Credit for multiple investigator projects was allocated among the principal investigator (PI) and co-principal investigators based on their relative contributions to the project as specified by the researchers. If no allocation was specified, a default allocation was calculated as follows: 90% of the credit was divided equally among all investigators, including the PI. The remaining 10% was added to the credit allocated to the PI. For example, for a project with two investigators, the PI would receive 55% ($=10 + 90/2$) of the credit, and the co-investigator would receive 45% ($=90/2$). For projects with three investigators, the PI would receive 40% and the co-investigators 30% each.

2. Allocation to academic units. The amount allocated to each investigator on a project was assigned to academic units according to the investigator's academic appointment(s). If the investigator had more than one academic appointment, then the total was allocated proportionately. If an investigator had a courtesy appointment from an academic unit but no other academic appointment, then the academic unit making the courtesy appointment received all of the investigator credit for the project. If the investigator had no academic appointment, then the expenditures were not assigned to an academic unit but were included in the "non-academic" category.

B. Credit to research centers and other non-academic units. Investigators may assign their projects to a research center or other non-academic unit. When a project is assigned to a research center/unit, that unit will receive credit for the project on award and expenditure tables. Projects not assigned to a research center were included in the "non-center research" category.

MEDICAL CENTER. All award and expenditure amounts for each project were credited in their entirety to the administering academic unit, research center, or other non-academic unit. The multiple credit system used for Lawrence campus projects was not used for medical center projects.

*To develop and enhance the resources
that promote the growth and excellence
of research and creative activity at the
University of Kansas*

KU Center for Research
Mission Statement