

Sponsored Research at the  
**University of Kansas**

Fiscal Year 2003



# **KU SPONSORED PROJECTS**

## **Supporting RESEARCH, TRAINING, AND SERVICE**

### **Fiscal Year 2003**

This report covers sponsored research at the University of Kansas for fiscal year 2003, which began on July 1, 2002, and ended June 30, 2003. Annual sponsored project reports for fiscal years 1998 through 2003 are available at <http://www.research.ku.edu/stats/>. For a more comprehensive picture of research and scholarly activities at KU, please visit our web site at <http://www.research.ku.edu>.

Both award and expenditure data are covered in this report. Awards represent successful efforts by KU researchers in obtaining the resources necessary for conducting research, while expenditures more directly measure the research activity itself.

Data shown for academic and research units reflect amounts credited to these units based on their participation in and contributions to the sponsored projects that generate the dollars awarded or expended. A description of the method used to assign research credit to academic units and research centers can be found at <http://www.research.ku.edu/kucr/policy/mca.shtml>. The credited amounts do not necessarily equal the actual dollar amounts received or administered by these units.

Overview .....	1
Academic Units .....	4
Research Centers .....	7
Sponsors .....	9

#### **Research Administration:**

##### **Lawrence Campus**

Dr. James A. Roberts  
Interim Vice Provost for Research and President, KU Center for Research

Dr. George S. Wilson  
Interim Associate Vice Provost for Research and Vice President, KU Center for Research

Barbara J. Armbrister  
Director, Administration and Financial Services

Joanne K. Altieri  
Director, Contract Negotiations and Research Compliance

##### **Medical Center**

Dr. Joan S. Hunt  
Senior Associate Dean of Medicine for Research and Graduate Education

Dr. Thomas L. Noffsinger  
Vice Chancellor for Research Administration and Executive Director, KUMC Research Institute

Susette A. Clausen  
Associate Vice Chancellor for Compliance

Correspondence concerning this report may be directed to:  
Dr. Robert D. Collins, Research Information  
Office of the Vice Provost for Research, University of Kansas  
2385 Irving Hill Road, Lawrence, KS 66045-7563  
[rrollins@ku.edu](mailto:rrollins@ku.edu) or 785-864-7400

**University of Kansas – All Campuses  
Sponsored Project Expenditures: FY 2003**

Source of Funds	Science and Engineering Research	Training and Other Research	Total
<b>Grants and Contracts</b>	<b>\$111,047,493</b>	<b>\$53,567,642</b>	<b>\$164,615,135</b>
Federal Government	90,875,865	42,433,991	133,309,856
State and Local Governments	6,444,175	4,043,486	10,487,661
Industry	2,820,551	3,834,620	6,655,171
Nonprofit and Other	10,906,902	3,255,545	14,162,447
<b>Institutional funds</b>	<b>\$61,976,730</b>	<b>\$31,315,121</b>	<b>\$93,291,851</b>
<b>TOTAL</b>	<b>\$173,024,223</b>	<b>\$84,882,763</b>	<b>\$257,906,986</b>

2003 was another stellar year for the research community at KU. The sustained growth in research and scholarly activity summarized in this report is a reflection of the quality of our faculty and their efforts. Another important indicator of research success is major awards won by faculty members. Some of the major awards received in 2003 are listed below. Listings for previous years may be found on our web site (<http://www.research.ku.edu>).

**2003 Faculty Awards and Fellowships**

**Melissa Birch**, associate professor of business, Fulbright Senior Scholar award

**Debra Blumenthal**, assistant professor of history, National Endowment for the Humanities summer stipend

**Paul Comolli**, associate professor of economics, Fulbright U.S. Scholar Program award

**Bartholomew Dean**, assistant professor of anthropology, Fulbright Senior Scholar award

**Joshua Freeman**, professor and chair, School of Medicine, Family Medicine, Fulbright U.S. Scholar Program award

**Elaine Gerbert**, director, Center for East Asian Studies / associate professor of East Asian Languages and Cultures, National Endowment for the Humanities Fellowship award

**Sivaprasad Gogineni**, distinguished professor of electrical engineering and computer science, Fulbright U.S. Scholar Program award

**Laura Herlihy**, lecturer, Center of Latin American Studies, Fulbright Senior Scholar award

**Marni Kessler**, assistant professor of history of art, Getty Center for the Arts and Humanities: The Getty Library Research Program award

**Brent Metz**, director and lecturer, Center of Latin American Studies, Fulbright-Hays Faculty Research Abroad grant

**Jeffrey Moran**, associate professor of history, American Philosophical Society Franklin Research grant, Fulbright U.S. Scholar Program award

**Mehrangiz Najafizadeh**, associate professor of sociology, Fulbright Senior Scholar award

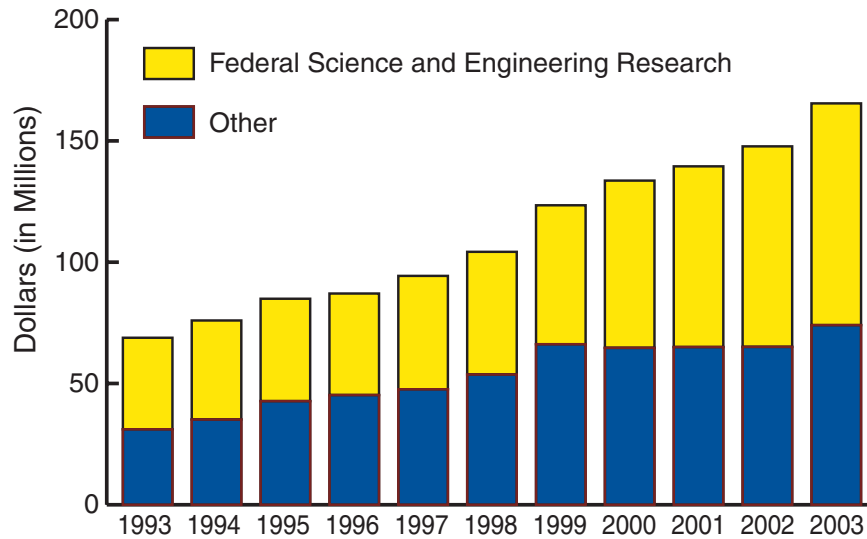
**Eric Rath**, assistant professor of history, American Philosophical Society Franklin Research grant

**Hagith Sivan**, associate professor of history, Fulbright-Hays Faculty Research Abroad Program grant

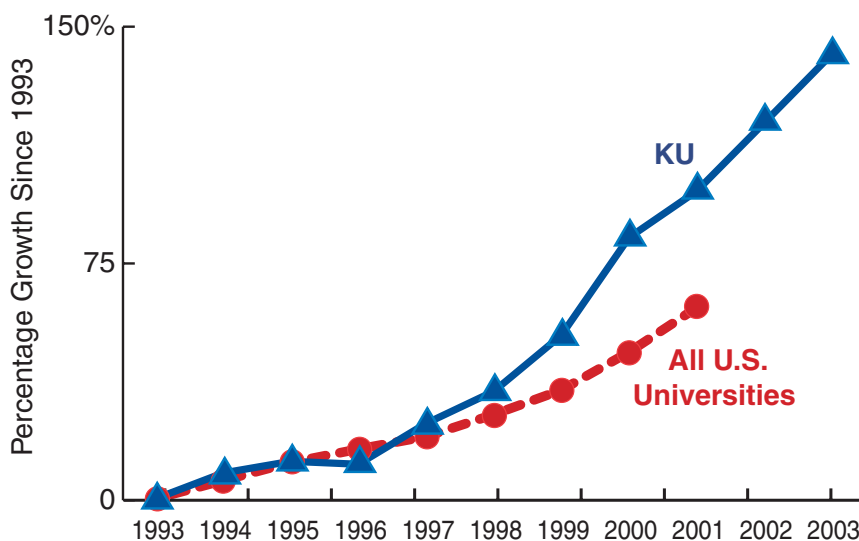
**Judith Williams**, assistant professor of African and African American Studies and Humanities / Western Civilization, Ford Foundation Post-Doctoral Fellowship for Minorities grant

## Sponsored Project Expenditures at the University of Kansas: FY 2003

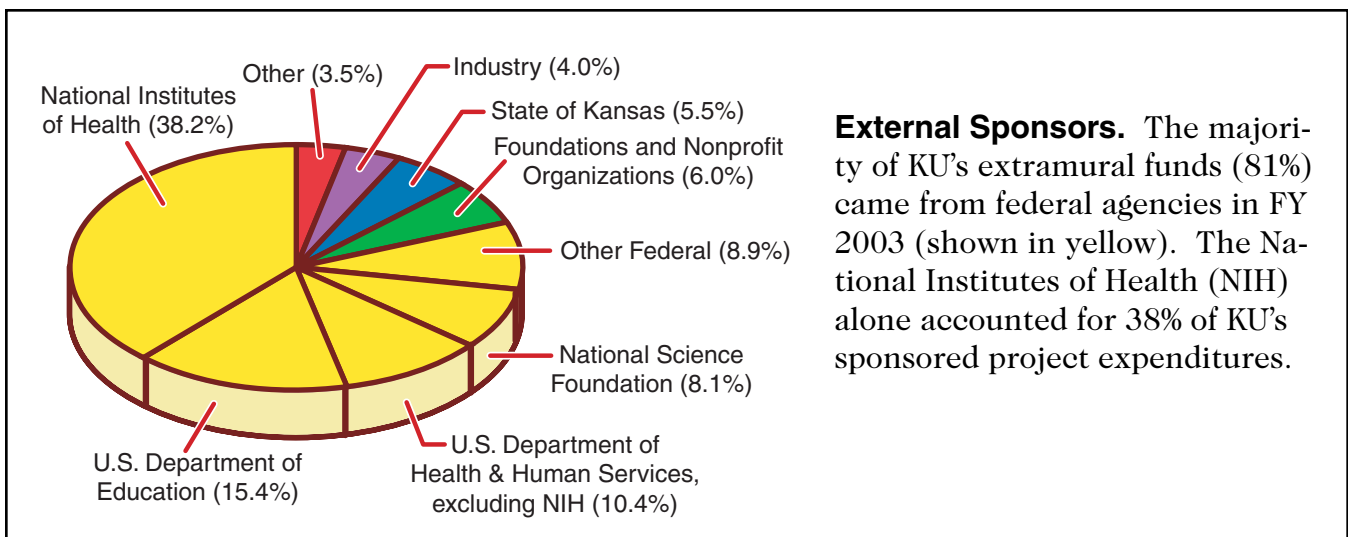
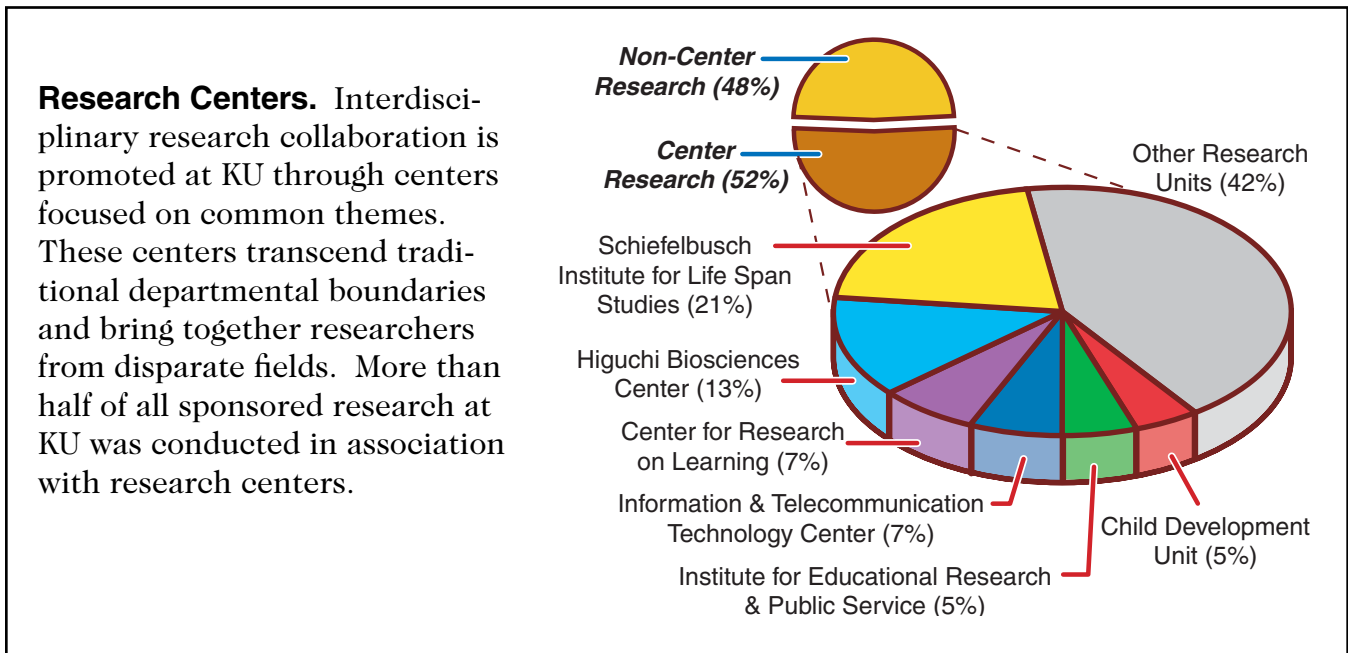
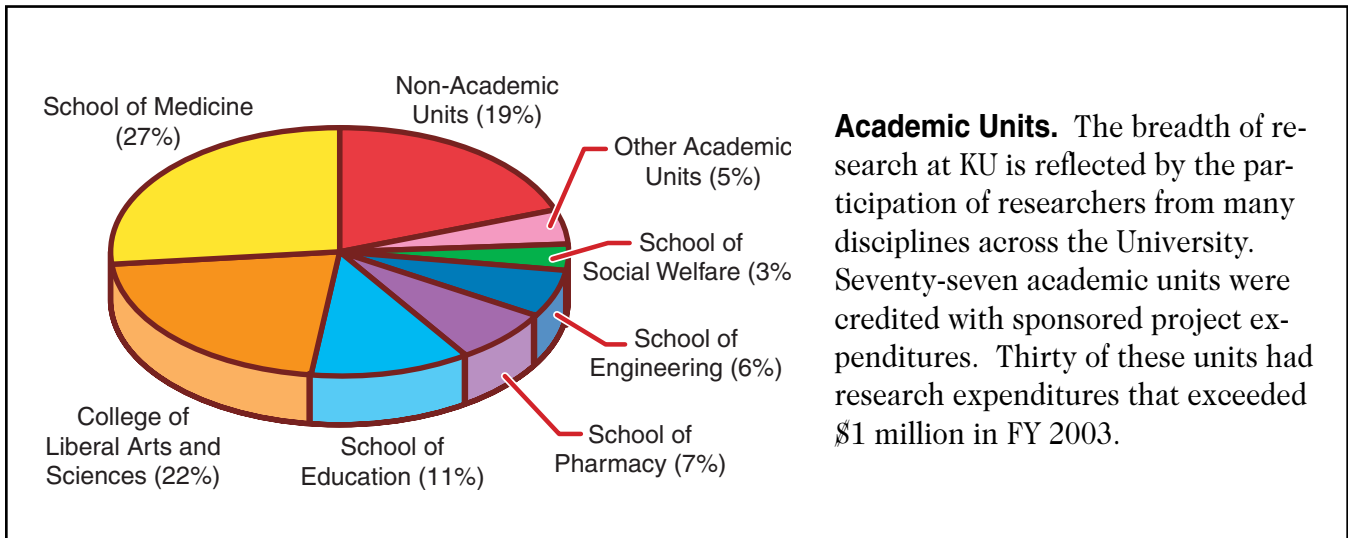
Externally sponsored project expenditures grew by 11% to reach a record \$165 million. Over the past ten years, sponsored research has increased by 140%. The federal science and engineering research component of these expenditures has more than doubled since 1996. Federal sponsorship is obtained largely through nationwide competitions. Success in these competitions reflects the quality of a university's research programs.



Since 1997, the rate of growth in federally financed science and engineering research at KU has been more than 60% greater than the rate for all U.S. universities.



# Sponsored Project Expenditures at the University of Kansas: FY 2003



## Sponsored Project Activity by Academic Unit: FY 2003

	AWARDS		EXPENDITURES				
	No. <sup>(1)</sup>	TOTAL	No. <sup>(1)</sup>	Federal Science & Engineering Research	Direct	Facilities & Administrative	TOTAL
<b>ALLIED HEALTH</b>	<b>19</b>	<b>2,218,755</b>	<b>34</b>	<b>892,073</b>	<b>1,533,807</b>	<b>268,104</b>	<b>1,801,911</b>
<b>ARCHITECTURE AND URBAN DESIGN</b>	<b>3</b>	<b>28,262</b>	<b>4</b>	<b>4,683</b>	<b>20,582</b>	<b>6,482</b>	<b>27,064</b>
<b>BUSINESS</b>	<b>8</b>	<b>901,642</b>	<b>10</b>	<b>152,683</b>	<b>538,252</b>	<b>58,333</b>	<b>596,585</b>
<b>LIBERAL ARTS AND SCIENCES</b>	<b>271</b>	<b>38,925,380</b>	<b>573</b>	<b>26,219,753</b>	<b>29,034,001</b>	<b>6,682,720</b>	<b>35,716,721</b>
Administration	0	0	4	0	82,219	0	82,219
NSF EPSCoR	0	0	23	159,970	482,416	20,931	503,347
<b>Humanities</b>	<b>20</b>	<b>1,642,400</b>	<b>28</b>	<b>12,145</b>	<b>1,843,369</b>	<b>126,083</b>	<b>1,969,452</b>
African & African-American Studies	1	222,784	2	12,145	231,035	8,261	239,296
East Asian Languages & Cultures	3	207,633	3	0	258,173	12,906	271,079
English	2	75,000	2	0	34,772	2,541	37,313
Germanic Languages & Literatures	1	5,957	1	0	5,680	0	5,680
History	4	226,600	6	0	256,883	10,510	267,393
History of Art	2	16,039	5	0	52,397	17,067	69,464
Humanities & Western Civilization	1	43,388	1	0	21,955	1,118	23,073
Latin American Studies	1	242,200	1	0	254,611	10,510	265,121
Religious Studies	2	70,000	2	0	70,000	0	70,000
Russian & East European Studies	1	134,000	2	0	255,029	9,701	264,730
Slavic Languages & Literatures	0	134,000	0	0	255,029	9,701	264,730
Spanish & Portuguese	1	234,799	2	0	132,805	43,768	176,573
Theatre and Film	1	30,000	1	0	15,000	0	15,000
<b>Natural Sciences and Mathematics</b>	<b>162</b>	<b>23,482,551</b>	<b>370</b>	<b>18,565,046</b>	<b>16,822,039</b>	<b>4,599,418</b>	<b>21,421,457</b>
Biological Sciences	60	13,697,977	137	8,511,417	7,792,917	2,099,395	9,892,312
Chemistry	27	3,597,942	67	3,294,446	3,161,378	949,174	4,110,552
Geography	12	1,263,174	28	1,223,723	1,118,540	284,262	1,402,802
Geology	30	1,180,673	63	1,480,086	1,377,933	471,391	1,849,324
Interdisciplinary Environmental Studies	2	272,238	9	183,485	190,592	28,877	219,469
Mathematics	10	986,190	20	751,023	625,591	175,900	801,491
Physics & Astronomy	21	2,484,357	46	3,120,866	2,555,088	590,419	3,145,507
<b>Social Sciences</b>	<b>89</b>	<b>13,800,429</b>	<b>148</b>	<b>7,482,592</b>	<b>9,803,958</b>	<b>1,936,288</b>	<b>11,740,246</b>
Anthropology	9	433,555	23	110,281	575,337	49,378	624,715
Communication Studies	4	376,041	6	169,963	178,194	51,277	229,471
Economics	2	316,314	3	81,016	62,830	27,538	90,368
Government	13	425,008	29	196,706	404,834	72,525	477,359
Human Development & Family Life	23	4,739,657	34	3,577,756	4,189,305	888,276	5,077,581
Linguistics	0	4,138	0	0	2,164	0	2,164
Psychology	11	950,611	20	808,913	971,852	269,197	1,241,049
Sociology	2	862,212	8	310,819	363,994	89,930	453,924
Speech/Language/Hearing	24	5,692,393	22	2,222,068	3,029,746	481,750	3,511,496
Women's Studies	1	500	3	5,070	25,702	6,417	32,119
<b>EDUCATION</b>	<b>123</b>	<b>21,150,399</b>	<b>181</b>	<b>3,625,147</b>	<b>17,200,887</b>	<b>1,716,251</b>	<b>18,917,138</b>
Administration	23	3,230,354	29	26	2,488,527	169,626	2,658,153
Health, Sport & Exercise Sciences	10	1,472,635	13	518,027	598,988	144,235	743,223
Psychology & Research in Education	4	2,549,120	9	0	1,975,891	65,105	2,040,996
Special Education	52	11,364,899	84	3,090,768	9,608,076	1,134,145	10,742,221
Teaching & Leadership	34	2,533,391	46	16,326	2,529,405	203,140	2,732,545

## Sponsored Project Activity by Academic Unit: FY 2003 (continued)

	AWARDS		EXPENDITURES				
	No. <sup>(1)</sup>	TOTAL	No. <sup>(1)</sup>	Federal Science & Engineering Research	Direct	Facilities & Administrative	TOTAL
<b>EDWARDS CAMPUS</b>	<b>3</b>	<b>916,082</b>	<b>3</b>	<b>126,344</b>	<b>703,126</b>	<b>19,114</b>	<b>722,240</b>
<b>ENGINEERING</b>	<b>102</b>	<b>11,517,152</b>	<b>188</b>	<b>6,927,238</b>	<b>8,677,765</b>	<b>1,599,438</b>	<b>10,277,203</b>
Administration	0	0	0	323	281	42	323
Aerospace Engineering	32	1,438,612	18	561,997	1,041,093	78,860	1,119,953
Chemical & Petroleum Engineering	5	791,279	20	876,112	763,593	202,735	966,328
Civil, Environ. & Architectural Engr.	34	3,054,749	63	1,246,282	1,901,264	313,460	2,214,724
Electrical Engr & Computer Science	22	5,205,208	70	3,683,391	4,245,062	926,000	5,171,062
Engineering Management	0	146,208	0	0	115,936	0	115,936
Mechanical Engineering	9	881,096	14	321,266	291,798	78,341	370,139
NASA EPSCoR	0	0	3	237,867	318,738	0	318,738
<b>FINE ARTS</b>	<b>0</b>	<b>0</b>	<b>1</b>	<b>0</b>	<b>38,034</b>	<b>3,042</b>	<b>41,076</b>
<b>GRADUATE SCHOOL</b>	<b>1</b>	<b>148,031</b>	<b>3</b>	<b>46,080</b>	<b>166,296</b>	<b>12,837</b>	<b>179,133</b>
<b>JOURNALISM &amp; MASS COMMUNICATION</b>	<b>1</b>	<b>1,000</b>	<b>1</b>	<b>0</b>	<b>989</b>	<b>0</b>	<b>989</b>
<b>LAW</b>	<b>1</b>	<b>52,500</b>	<b>2</b>	<b>24,096</b>	<b>106,756</b>	<b>7,336</b>	<b>114,092</b>
<b>LIBRARIES</b>	<b>5</b>	<b>382,833</b>	<b>6</b>	<b>106,232</b>	<b>179,224</b>	<b>31,713</b>	<b>210,937</b>
<b>MEDICINE - KANSAS CITY</b>	<b>426</b>	<b>46,222,389</b>	<b>757</b>	<b>31,919,889</b>	<b>34,047,333</b>	<b>10,262,496</b>	<b>44,309,829</b>
Administration	8	4,723,273	47	3,360,873	6,385,949	1,044,207	7,430,156
Anatomy & Cell Biology	40	8,596,715	60	5,965,087	4,867,581	1,775,518	6,643,099
Anesthesiology	4	78,067	4	0	5,254	15,394	20,648
Biochemistry & Molecular Biology	11	2,470,086	32	1,863,939	1,353,109	523,008	1,876,117
Family Medicine	3	386,987	9	0	380,088	17,187	397,275
Health Policy & Management	1	87,654	3	22,296	55,674	3,623	59,297
History and Philosophy of Medicine	1	73,973	0	0	0	0	0
Internal Medicine	117	6,320,693	175	3,052,287	4,021,044	1,323,712	5,344,756
Microbiol., Molecular Genetics & Immunol.	14	5,823,650	44	5,637,413	4,242,796	1,535,190	5,777,986
Molecular & Integrative Physiology	35	6,335,491	75	5,983,539	4,834,431	1,831,864	6,666,295
Neurology	56	1,281,327	66	61,143	941,309	206,106	1,147,415
Obstetrics & Gynecology	13	365,362	24	241,873	294,629	110,926	405,555
Ophthalmology	7	47,810	9	43,070	60,943	1,303	62,246
Otolaryngology	3	471,842	4	441,530	294,425	147,766	442,191
Pathology & Laboratory Medicine	14	1,686,337	25	1,061,973	1,030,421	340,258	1,370,679
Pediatrics	23	827,496	40	182,438	619,682	54,262	673,944
Pharmacol., Toxicol. & Therapeutics	18	2,474,255	36	1,469,144	1,675,715	523,163	2,198,878
Preventive Medicine	24	3,382,758	39	2,086,111	2,199,879	659,368	2,859,247
Psychiatry & Behavioral Sciences	0	0	9	118,095	279,657	44,637	324,294
Radiation Oncology	2	63,641	6	887	8,432	2,728	11,160
Radiology	2	276,913	5	300,014	249,311	54,909	304,220
Surgery	30	448,059	45	28,177	247,004	47,367	294,371
<b>MEDICINE - WICHITA</b>	<b>14</b>	<b>1,260,427</b>	<b>29</b>	<b>253,601</b>	<b>1,063,988</b>	<b>109,597</b>	<b>1,173,585</b>
<b>NURSING</b>	<b>15</b>	<b>3,792,849</b>	<b>40</b>	<b>1,264,758</b>	<b>2,206,790</b>	<b>484,973</b>	<b>2,691,763</b>

## Sponsored Project Activity by Academic Unit: FY 2003 (continued)

	AWARDS		EXPENDITURES				
	No. <sup>(1)</sup>	TOTAL	No. <sup>(1)</sup>	Federal Science & Engineering Research	Direct	Facilities & Administrative	TOTAL
<b>PHARMACY</b>	<b>133</b>	<b>15,248,541</b>	<b>152</b>	<b>9,001,569</b>	<b>9,352,203</b>	<b>2,482,520</b>	<b>11,834,723</b>
Administration	4	622,679	5	123,124	113,408	61,817	175,225
Medicinal Chemistry	72	7,012,565	50	4,310,802	3,496,142	1,036,850	4,532,992
Pharmaceutical Chemistry	34	4,623,878	66	2,761,193	3,823,976	916,687	4,740,663
Pharmacology & Toxicology	20	2,633,463	27	1,806,413	1,788,128	453,069	2,241,197
Pharmacy Practice	3	355,956	4	37	130,549	14,097	144,646
<b>SOCIAL WELFARE</b>	<b>27</b>	<b>5,979,089</b>	<b>36</b>	<b>1,598,869</b>	<b>5,018,948</b>	<b>614,866</b>	<b>5,633,814</b>
<b>TOTAL ACADEMIC UNITS</b>	<b>1,152</b>	<b>148,745,331</b>	<b>2,020</b>	<b>82,163,015</b>	<b>109,888,981</b>	<b>24,359,822</b>	<b>134,248,803</b>
<b>TOTAL NON-ACADEMIC UNITS<sup>(2)</sup></b>	<b>157</b>	<b>31,113,819</b>	<b>309</b>	<b>10,530,829</b>	<b>28,286,570</b>	<b>4,185,023</b>	<b>32,471,593</b>
<b>TOTAL<sup>(3)</sup></b>	<b>1,274</b>	<b>178,269,222</b>	<b>2,282</b>	<b>90,875,892</b>	<b>136,594,122</b>	<b>28,021,013</b>	<b>164,615,135</b>

(1) Projects are counted in the unit of the principal investigator's primary appointment.

(2) Allocations to investigators with appointments only in research centers or other non-academic units.

(3) Inter-campus expenditures are included in school and departmental totals to more accurately reflect sponsored project activities in these units. Totals for the entire University exclude inter-campus expenditures to avoid double counting.

## Sponsored Project Activity by Research Unit: FY 2003

	AWARDS		EXPENDITURES				
	No. <sup>(1)</sup>	TOTAL	No. <sup>(1)</sup>	Federal Science & Engineering Research	Direct	Facilities & Administrative	TOTAL
<b>LAWRENCE CAMPUS DESIGNATED CTRS.</b>	<b>286</b>	<b>52,005,920</b>	<b>436</b>	<b>27,295,750</b>	<b>38,040,812</b>	<b>7,495,491</b>	<b>45,536,303</b>
Biodiversity Research Center	12	4,096,361	30	2,632,782	2,036,544	645,039	2,681,583
Center for Research on Learning	25	6,281,813	45	1,279,024	5,402,378	632,035	6,034,413
Higuchi Biosciences Center	110	13,190,085	117	9,272,366	8,945,343	2,357,205	11,302,548
Information & Telecomm. Technology Ctr.	26	5,913,261	76	4,191,357	4,592,392	1,073,026	5,665,418
Hall Center for the Humanities	19	1,729,102	27	36,298	1,989,295	135,572	2,124,867
<i>Grant Development Office</i>	10	440,288	18	36,298	424,126	24,290	448,416
<i>African Studies Resource Center</i>	1	221,925	1	0	206,527	16,522	223,049
<i>Center for East Asian Studies</i>	2	202,833	2	0	257,022	12,906	269,928
<i>Ctr. for Russian &amp; East European Studies</i>	1	251,000	2	0	504,999	18,996	523,995
<i>Center of Latin American Studies</i>	5	613,056	4	0	596,621	62,858	659,479
Schiefelbusch Inst. for Life Span Studies	94	20,795,298	141	9,883,923	15,074,860	2,652,614	17,727,474
<b>STATE SURVEYS</b>	<b>53</b>	<b>3,988,058</b>	<b>128</b>	<b>2,468,838</b>	<b>2,781,365</b>	<b>576,893</b>	<b>3,358,258</b>
Kansas Biological Survey	19	2,819,080	56	2,046,432	1,839,591	425,879	2,265,470
Kansas Geological Survey	34	1,168,978	72	422,406	941,774	151,014	1,092,788
<b>OTHER LAWRENCE CAMPUS RES. CENTERS</b>	<b>130</b>	<b>12,185,553</b>	<b>222</b>	<b>4,460,498</b>	<b>11,955,667</b>	<b>1,425,831</b>	<b>13,381,498</b>
American Indian Outreach Program	7	1,553,414	1	0	695,101	-800	694,301
Center for Science Education	3	381,481	3	0	602,327	105,594	707,921
Center for Teaching Excellence	1	68,760	2	0	466,864	0	466,864
Ctr. for Advanced Scientific Computing	0	0	2	81,188	80,175	1,013	81,188
Ctr. for Educational Testing & Evaluation	0	0	1	0	449,712	-1,876	447,836
Energy Research Center	10	1,003,872	11	1,681,556	1,341,988	367,130	1,709,118
Environ. Engr. & Science Research Lab.	0	0	1	6,429	7,284	-855	6,429
Flight Research Laboratory	3	155,049	12	311,615	319,332	58,962	378,294
Infrastructure Research Institute	18	1,860,919	32	423,523	835,598	149,701	985,299
Inst. for Educational Res. & Public Serv.	49	4,264,946	65	0	4,223,578	296,722	4,520,300
Isotope Geochemistry Laboratory	2	99,182	8	247,394	192,339	71,056	263,395
Molecular Structures Group	7	178,139	7	97,597	80,261	17,336	97,597
Museum of Anthropology	3	54,679	19	94,913	252,675	43,617	296,292
Policy Research Institute	17	1,392,593	34	456,193	824,369	160,235	984,604
Robert J. Dole Institute of Politics	1	348,000	1	0	534,966	0	534,966
Spencer Museum of Art	2	16,039	5	0	52,397	17,067	69,464
Tertiary Oil Recovery Project	0	127,354	4	328,247	237,570	90,677	328,247
Transportation Center	6	575,338	10	377,766	405,992	49,097	455,089
Other research units	1	105,788	4	354,077	353,139	1,155	354,294
<b>OTHER LAWRENCE CAMPUS UNITS</b>	<b>27</b>	<b>1,644,014</b>	<b>39</b>	<b>-15,730</b>	<b>4,854,801</b>	<b>163,320</b>	<b>5,018,121</b>
Academic Computing Center	0	0	3	-16,770	2,879,898	0	2,879,898
Applied English Center	1	153,896	2	0	14,650	1,973	16,623
Continuing Education	3	342,890	6	0	420,623	87,149	507,772
Kansas Audio Reader Network	0	1,500	2	0	20,935	0	20,935
KANU Radio	2	123,124	4	0	467,734	1,898	469,632
Lied Center	7	57,714	6	0	33,615	7,818	41,433
Office of International Programs	1	1,200	2	0	1,231	0	1,231
Organizations & Leadership	2	68,650	2	0	37,468	3,726	41,194
Public Safety Office	0	0	1	0	4,344	0	4,344
Student Success	1	52,692	1	0	57,239	4,579	61,818
Student Health Services	2	144,324	2	0	123,522	13,558	137,080

**Sponsored Project Activity by Research Unit: FY 2003 (continued)**

AWARDS		EXPENDITURES				
No. <sup>(1)</sup>	TOTAL	No. <sup>(1)</sup>	Federal Science & Engineering Research	Direct	Facilities & Administrative	TOTAL

**OTHER LAWRENCE CAMPUS UNITS - continued**

Supportive Educational Services	3	654,766	3	0	678,804	36,371	715,175
University Career Services	2	25,000	2	0	25,586	2,558	28,144
Other non-academic units	3	18,258	3	1,040	89,152	3,690	92,842

<b>PROGRAMS</b>	<b>30</b>	<b>5,416,385</b>	<b>46</b>	<b>1,408,968</b>	<b>2,449,312</b>	<b>134,227</b>	<b>2,583,539</b>
NASA EPSCoR	27	1,279,745	7	466,549	1,018,421	16,276	1,034,697
NSF EPSCoR	3	4,136,640	39	942,419	1,430,891	117,951	1,548,842

<b>MEDICAL CENTER RESEARCH UNITS</b>	<b>39</b>	<b>15,854,621</b>	<b>131</b>	<b>4,804,672</b>	<b>13,367,208</b>	<b>2,460,913</b>	<b>15,828,121</b>
Area Health Education Center	2	50,720	0	0	0	0	0
Ctr. for Environ.I & Occupational Health	0	0	4	37,685	88,605	6,713	95,318
Center on Aging	7	1,078,659	38	1,581,722	2,174,694	557,015	2,731,709
Child Development Unit	16	3,876,520	35	1,923,655	3,521,710	404,181	3,925,891
Hoglund Brain Imaging Center	1	2,000,000	1	0	199,463	0	199,463
Kansas Cancer Institute	2	283,050	16	260,911	2,034,440	564,002	2,598,442
Mental Retardation & Human Devel.	2	405,572	4	753,457	514,608	238,849	753,457
Telemedicine	0	0	3	247,242	277,032	50,702	327,734
Admin. & other non-academic units	9	8,160,100	30	0	4,556,656	639,451	5,196,107

<b>TOTAL RESEARCH CENTERS</b>	<b>565</b>	<b>91,094,551</b>	<b>1,002</b>	<b>40,422,996</b>	<b>73,449,165</b>	<b>12,256,675</b>	<b>85,705,840</b>
-------------------------------	------------	-------------------	--------------	-------------------	-------------------	-------------------	-------------------

<b>TOTAL NON-CENTER RESEARCH<sup>(2)</sup></b>	<b>744</b>	<b>88,764,599</b>	<b>1,327</b>	<b>52,270,848</b>	<b>64,726,386</b>	<b>16,288,170</b>	<b>81,014,556</b>
--	------------	-------------------	--------------	-------------------	-------------------	-------------------	-------------------

<b>TOTAL<sup>(3)</sup></b>	<b>1,274</b>	<b>178,269,222</b>	<b>2,282</b>	<b>90,875,892</b>	<b>136,594,122</b>	<b>28,021,013</b>	<b>164,615,135</b>
----------------------------	--------------	--------------------	--------------	-------------------	--------------------	-------------------	--------------------

(1) If multiple centers share credit for a project, the project is counted only in the primary center.

(2) Projects not assigned to a research center.

(3) Inter-campus expenditures are included in center totals to more accurately reflect sponsored project activities in these units. Totals for the entire University exclude inter-campus expenditures to avoid double counting.

## Sponsored Project Activity by Sponsoring Agency: FY 2003

	AWARDS		EXPENDITURES			
	No.	TOTAL	No.	Direct	Facilities & Administrative	TOTAL
<b>FEDERAL</b>	<b>680</b>	<b>140,827,492</b>	<b>1,198</b>	<b>107,971,545</b>	<b>25,338,311</b>	<b>133,309,856</b>
Department of Health & Human Services	304	82,692,003	512	62,854,520	17,132,079	79,986,599
<i>National Institutes of Health</i>	254	67,721,975	402	47,739,493	15,084,068	62,823,561
Department of Education	131	27,520,838	180	22,963,376	2,434,211	25,397,587
National Science Foundation	85	16,886,115	213	10,515,943	2,796,060	13,312,003
Department of Energy	25	2,397,325	34	2,900,106	910,299	3,810,405
Department of Defense	24	3,159,545	62	2,530,790	852,518	3,383,308
National Aeronautics & Space Administration	29	1,700,279	39	2,473,098	443,452	2,916,550
Environmental Protection Agency	9	1,783,207	22	843,490	283,138	1,126,628
Department of the Interior	18	758,067	31	484,681	140,293	624,974
Department of Transportation	6	1,445,009	9	481,769	111,062	592,831
Institute of Museum & Library Services	1	36,179	7	222,006	63,467	285,473
Department of Veterans Affairs	0	0	6	165,392	0	165,392
Federal Emergency Management Administration	4	139,677	3	115,432	25,376	140,808
Department of Commerce	3	237,318	3	105,242	9,139	114,381
Department of Agriculture	2	364,300	10	91,661	11,404	103,065
Department of Labor	1	259,142	1	75,867	6,069	81,936
National Endowment for the Humanities	3	144,786	5	69,750	5,591	75,341
Small Business Administration	2	104,265	2	10,221	798	11,019
Other Federal	33	1,199,437	59	1,068,201	113,355	1,181,556
<b>STATE OF KANSAS</b>	<b>97</b>	<b>11,281,834</b>	<b>204</b>	<b>8,934,138</b>	<b>147,291</b>	<b>9,081,429</b>
Kansas Technology Enterprise Corporation	28	3,437,091	59	3,438,005	4,233	3,442,238
Department of Health & Environment	11	1,547,414	40	1,721,147	841	1,721,988
Department of Education	7	938,507	10	1,045,208	15,555	1,060,763
Department of Social & Rehab. Services	5	831,649	17	850,391	102,141	952,532
Department of Transportation	15	659,259	31	693,831	709	694,540
Kansas Juvenile Justice Authority	2	107,475	2	117,140	10,972	128,112
Kansas Water Office	1	25,000	6	21,297	0	21,297
Other State of Kansas	28	3,735,439	39	1,047,119	12,840	1,059,959
<b>OTHER GOVERNMENTAL UNITS</b>	<b>19</b>	<b>886,075</b>	<b>36</b>	<b>1,306,723</b>	<b>99,509</b>	<b>1,406,232</b>
<b>INDUSTRY</b>	<b>213</b>	<b>5,337,805</b>	<b>360</b>	<b>4,977,620</b>	<b>1,677,551</b>	<b>6,655,171</b>
<b>FOUNDATIONS &amp; NON-PROFIT ORGANIZATIONS</b>	<b>192</b>	<b>9,942,707</b>	<b>319</b>	<b>9,165,556</b>	<b>646,214</b>	<b>9,811,770</b>
<b>OTHER</b>	<b>73</b>	<b>9,993,309</b>	<b>165</b>	<b>4,238,540</b>	<b>112,137</b>	<b>4,350,677</b>
<b>TOTAL</b>	<b>1,274</b>	<b>178,269,222</b>	<b>2,282</b>	<b>136,594,122</b>	<b>28,021,013</b>	<b>164,615,135</b>

